PILASTRO TIPO

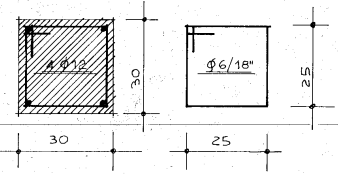
4Ø12
30
30
Ø6/18"
25
25

TRAVI (1-3)-(4-6)-(7-10)-(3-7)-(4-10)-(7-13)-(10-16)(14-8)-(15-9)-(1-19)-(6-26)

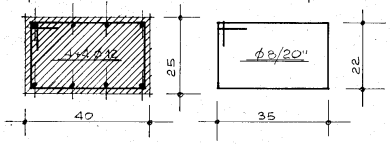
4+4 Ø12
25
40
Ø8/20"
22
35

TRAVE (11-12)-(13-14) (15-16)-(17-18)

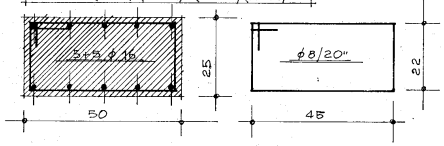
5+5 Ø16
25
50
Ø8/20"
22
45

TRAVI (19-20-21-22) (23-24-25-26)

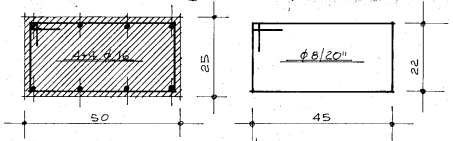
4+4 Ø16
25
50
Ø8/20"
22
45

TRAVI (12-13) - (16-17)

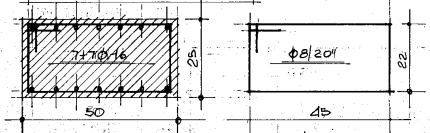
7+7Ø16
25
50
Ø8/20"
22
45

TRAVI (2-3)-(4-5)-(2'-12')-(5'-17')

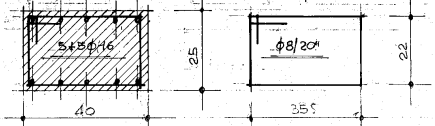
5+5Ø16
25
40
Ø8/20"
22
35

TRAVI (14-22) (15-23)

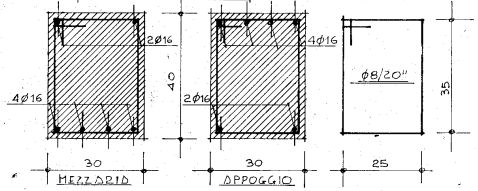
2Ø16
4Ø16
40
2Ø16
4Ø16
Ø8/20"
35
30
30
25

MEZZARIA

APPOGGIO

TRAVE (14-15)

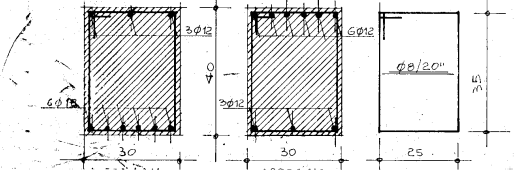
3Ø12
6Ø18
40
3Ø12
6Ø12
Ø8/20"
35
30
30
25

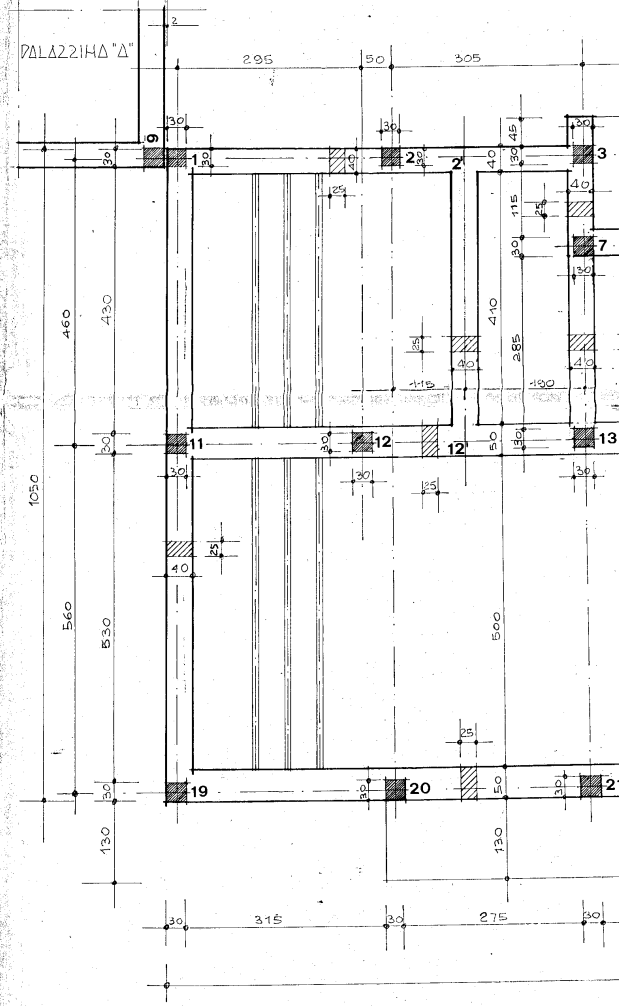
PALAZZINA "A"
2
295
50
305
30
9
1
2
2'
3
7
11
12
12'
13
19
20
21
40
45
115
25
410
285
115
190
50
1050
460
430
560
530
500
130
315
275

34

UFFICIO DEL GENIO CIVILE BRINDISI

EDI.CO.M. s.r.l.
Amministratore Unico

Dott. Ing. BERNARDO COSTANTINO
N. 190

- 7 GEN. 1985

I. A. C. P.
BRINDISI

Visto
IL DIRETTORE DEI LAVORI
(Dott. Ing. Antonio Longo)

Progetto per la costruzione di N° 60 alloggi in FRANCAVILLA FONTANA

TAV. 11

Copertura 4° piano

STUDIO TECNICO
Ing. B.Costantino

SCALA: "A";"B";"C";"D";"F";"G"

RAPP.: 1:50

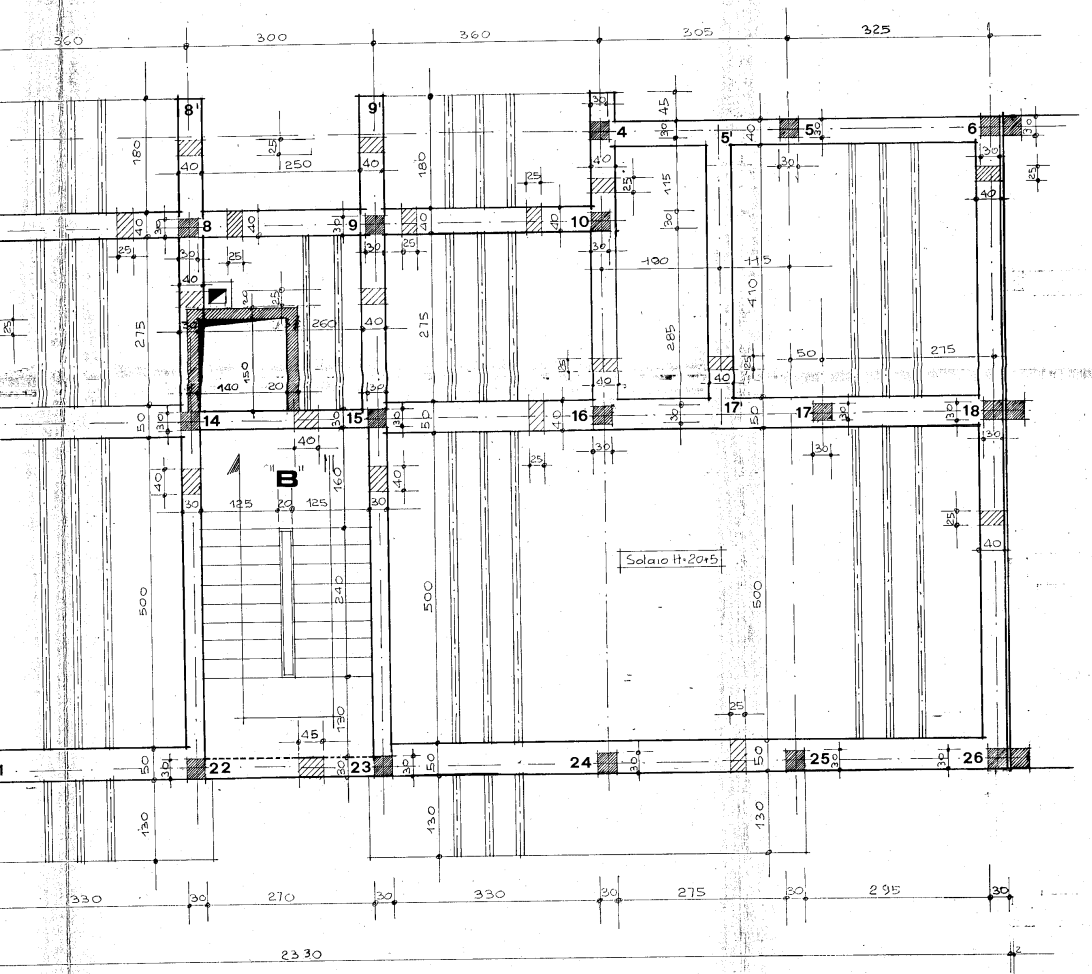
"B"
Solaio H=20+5
300
360
305
325
330
270
330
275
295
23.30
1
4
5
5'
6
8
8'
9
9'
10
14
15
16
17
17'
18
22
23
24
25
26

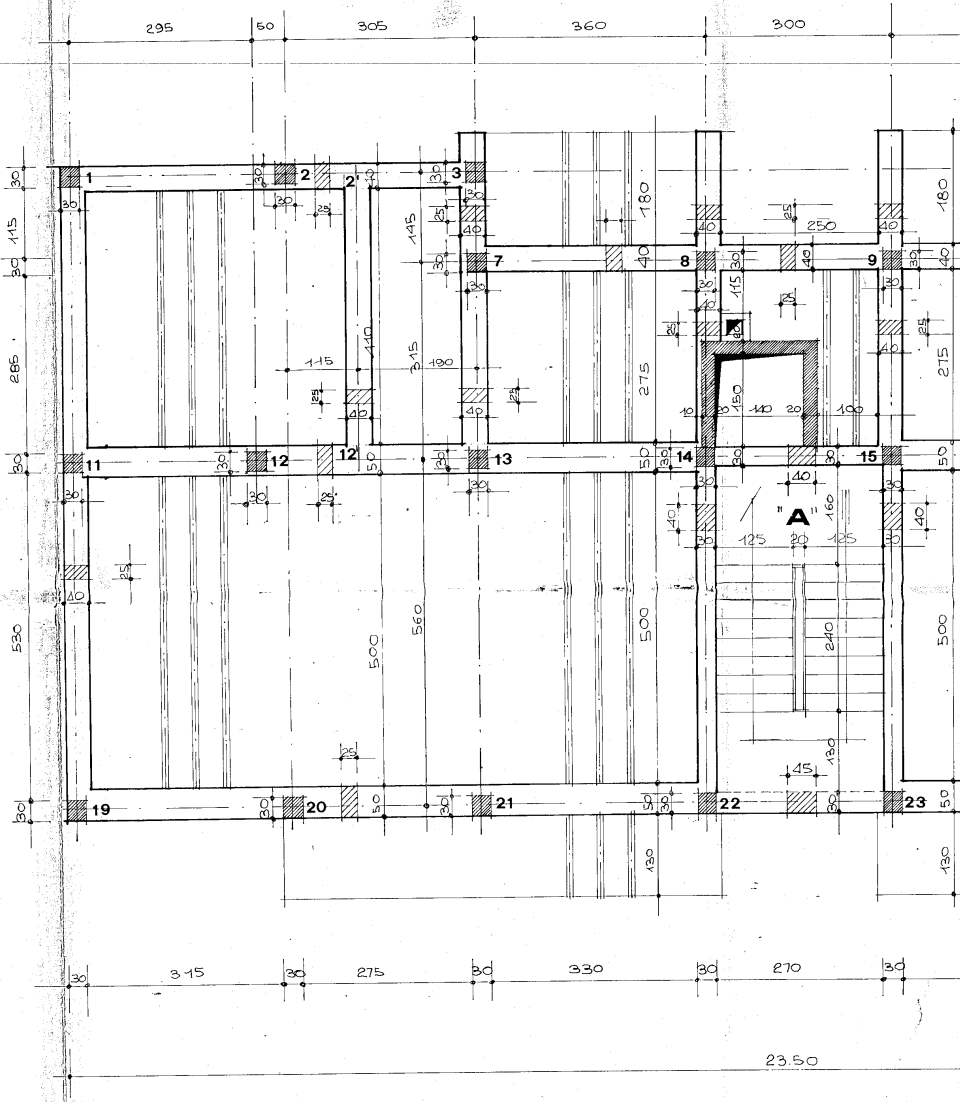
"A"
295
50
305
360
300
315
275
330
270
23.50
1
2
2'
3
7
8
9
11
12
12'
13
14
15
19
20
21
22
23

N.B.: PER GIUNTO TRA LE PALZZINE "C"ED" VED. TAV. N° 11ª

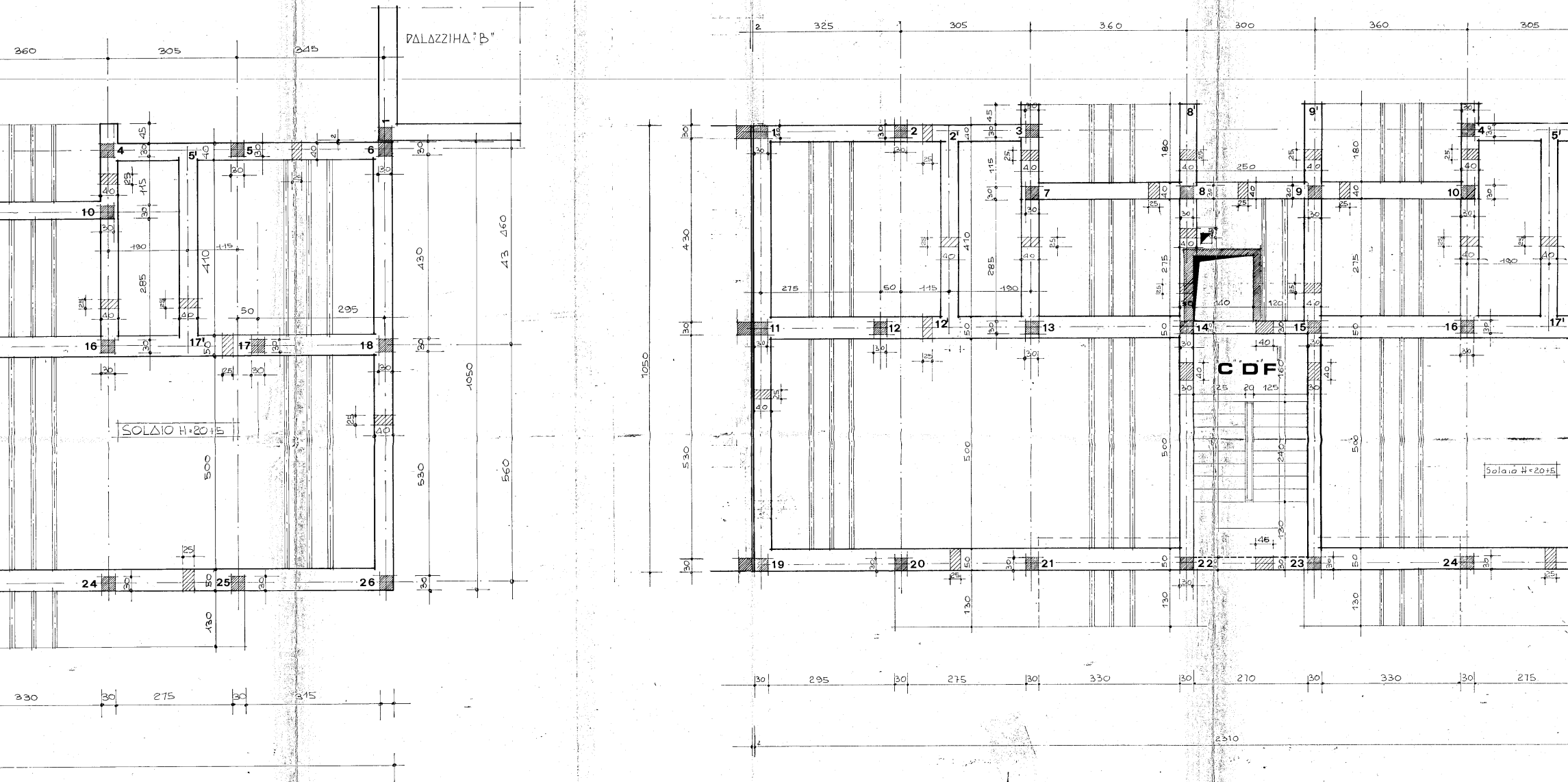
PALAZZINA "B"
SOLAIO H=20+5
Solaio H=20+5
C D F
360
305
345
325
305
360
300
360
305
1050
430
530
500
460
560
275
50
115
190
295
285
410
250
140
120
240
160
130
2310
330
30
295
275
330
270
330
275
315
1
2
2'
3
4
5
5'
6
7
8
8'
9
9'
10
11
12
12'
13
14
15
16
17
17'
18
19
20
21
22
23
24
25
26

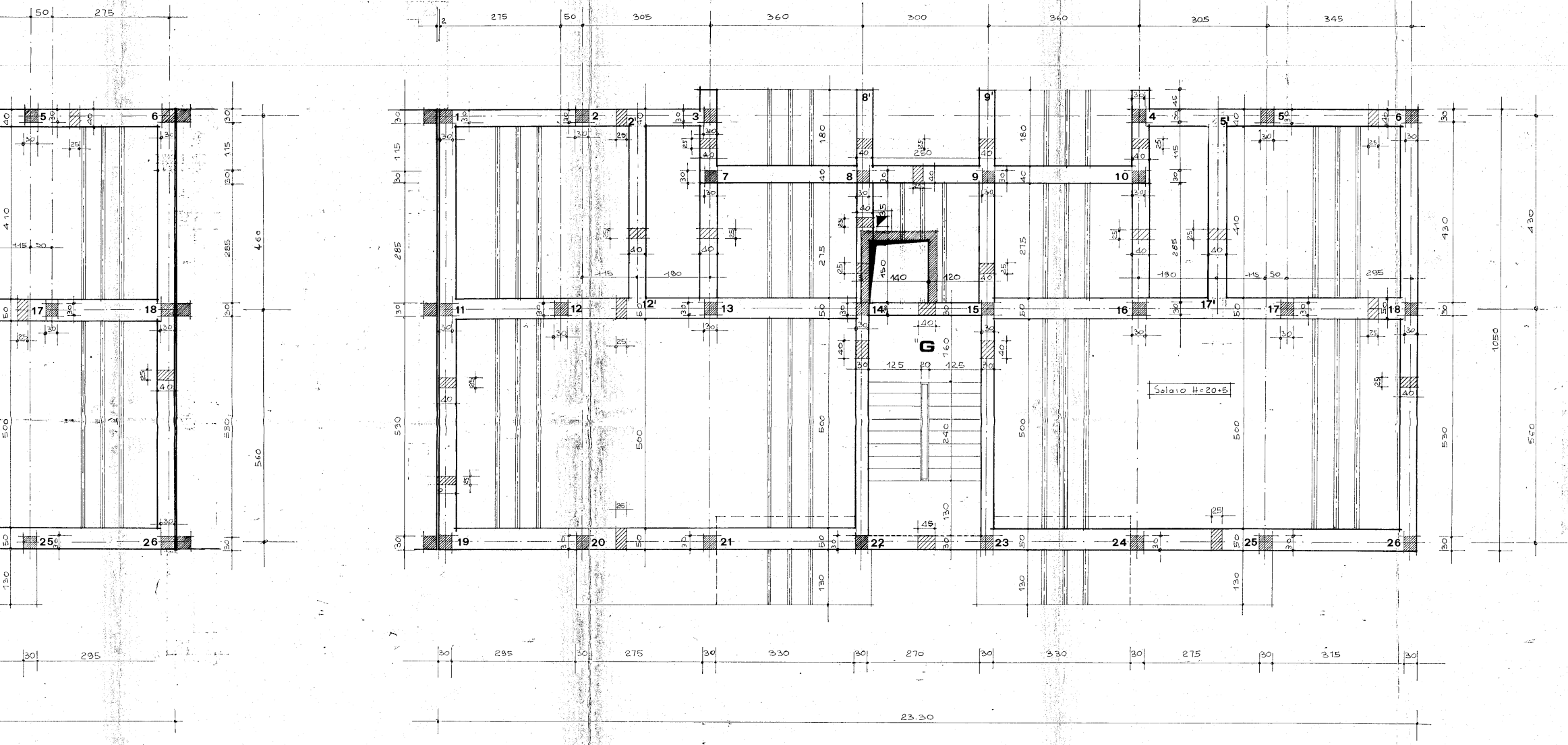

275
50
305
360
300
360
305
345
1
2
2'
3
4
5'
5
6
7
8
8'
9
9'
10
11
12
12'
13
14
15
16
17'
17
18
19
20
21
22
23
24
25
26
G
Solaio H=20+5
250
140
120
150
125
20
125
160
240
180
275
285
500
530
430
1050
130
45
295
330
270
315
23.30