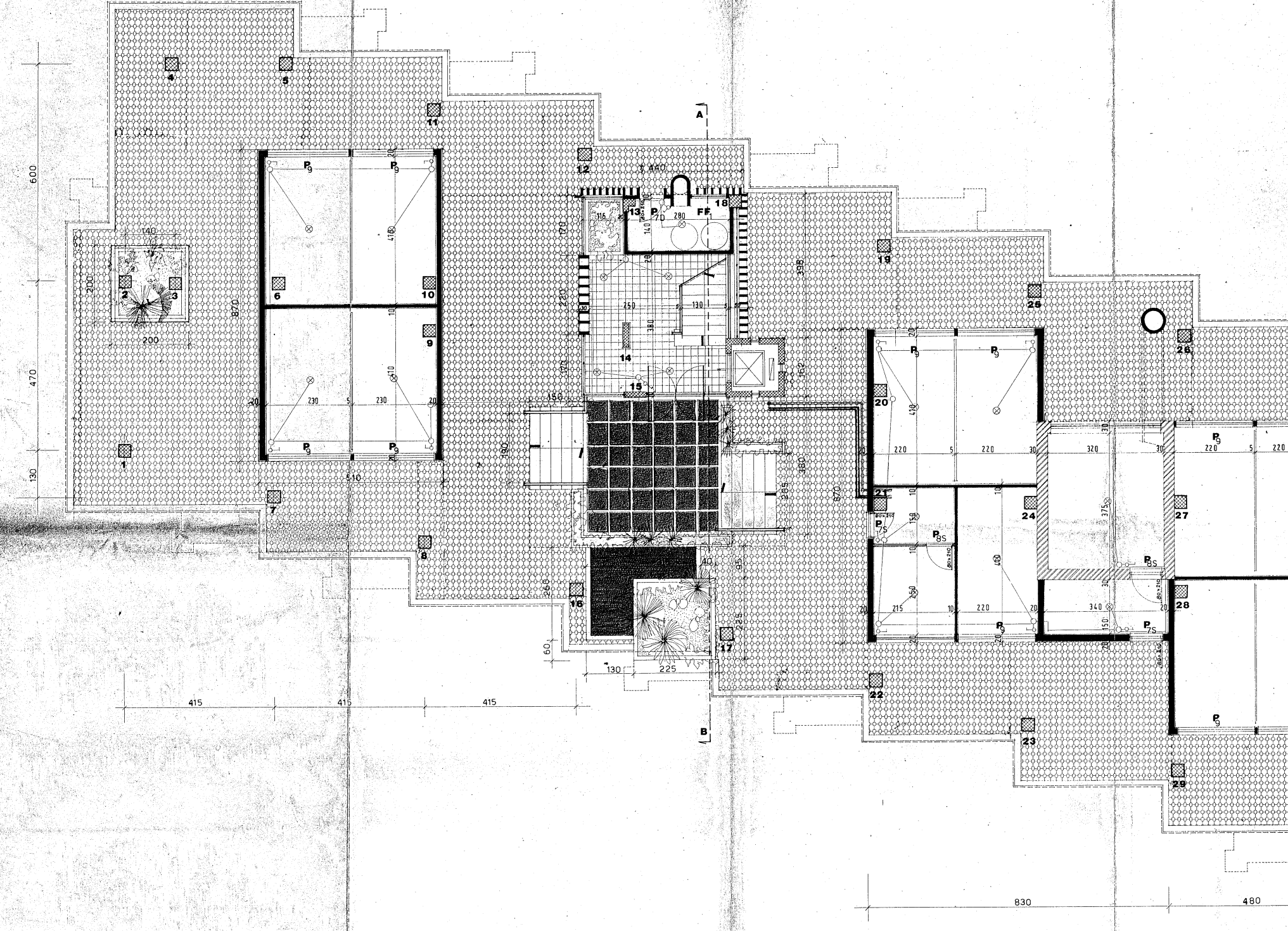
A
B
1
2
3
4
5
6
7
8
9
10
11
12
13
14
15
16
17
18
19
20
21
22
23
24
25
26
27
28
29
P9
P7S
P8S
P7D
FF
600
470
130
870
140
200
230
5
510
415
415
415
1 440
280
250
130
380
398
162
380
385
95
40
225
130
60
220
320
375
340
150
215
830
480
5295

PIANTA DEL PIANO TERRA . RAPP. 1:50

GESTIONE CASE LAVORATORI
(legge 14-2-63 n.60)

18

STAZ. APP. I.A.C.P.
Brindisi

progetto esecutivo dell'edificio di case per lavoratori in Brindisi quartiere commenda ovest

PIANTA DEL PIANO TERRA
RAPP. 1:50

SCHEMA IMPIANTO ELETTRICO

progettista : dott. arch. concetto santuccio
collaboratore : dott. arch. ferdinando d'agostino

data 30-10-969

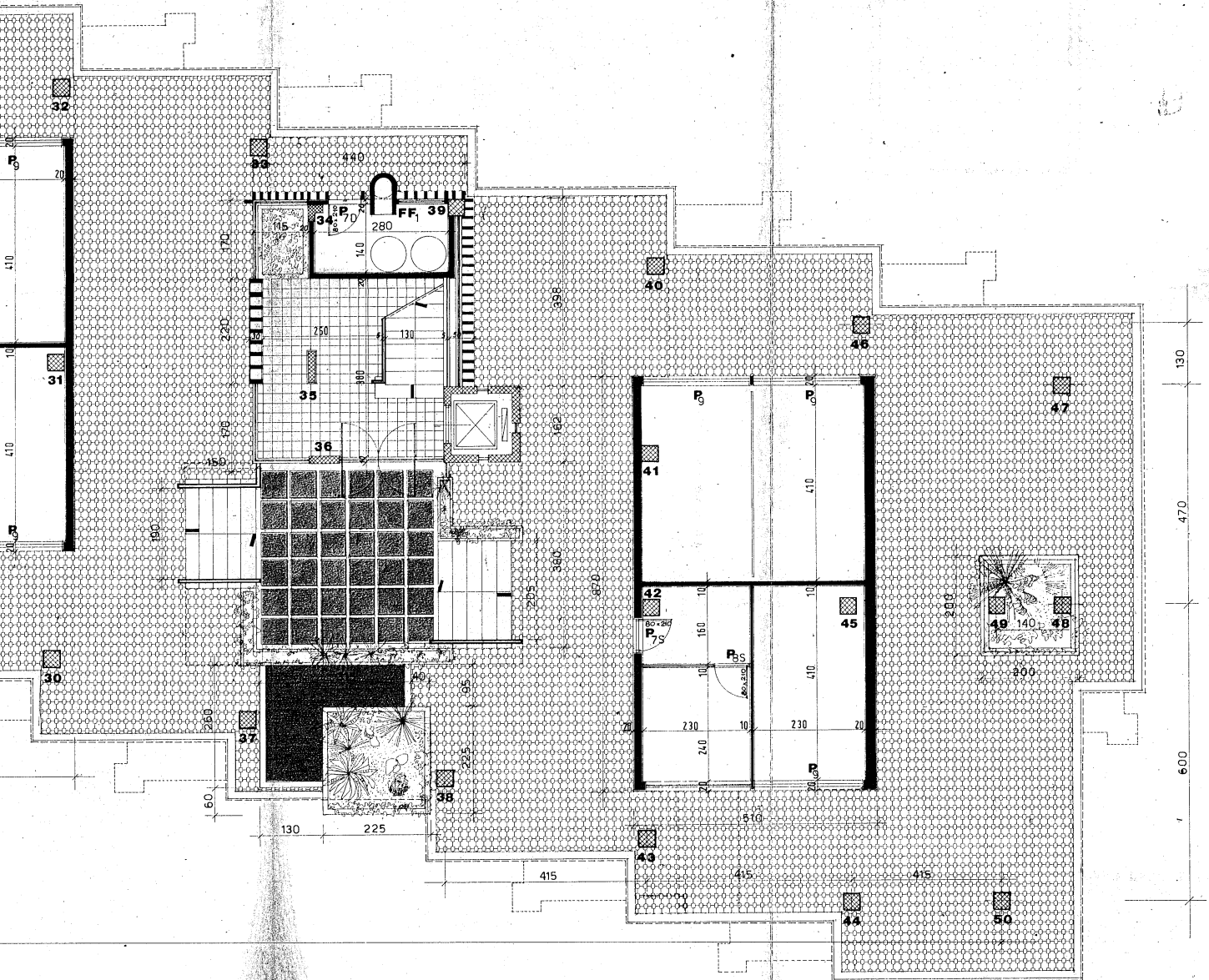
32
33
440
P9
34
P7D
FF1
39
280
115
140
170
410
220
250
130
380
35
40
398
46
47
31
10
170
36
150
41
P9
410
190
385
265
870
42
P7S
160
P8S
45
P4S
49
140
48
200
200
30
40
95
260
37
225
230
240
230
38
60
130
225
510
43
415
415
415
44
50
130
470
600

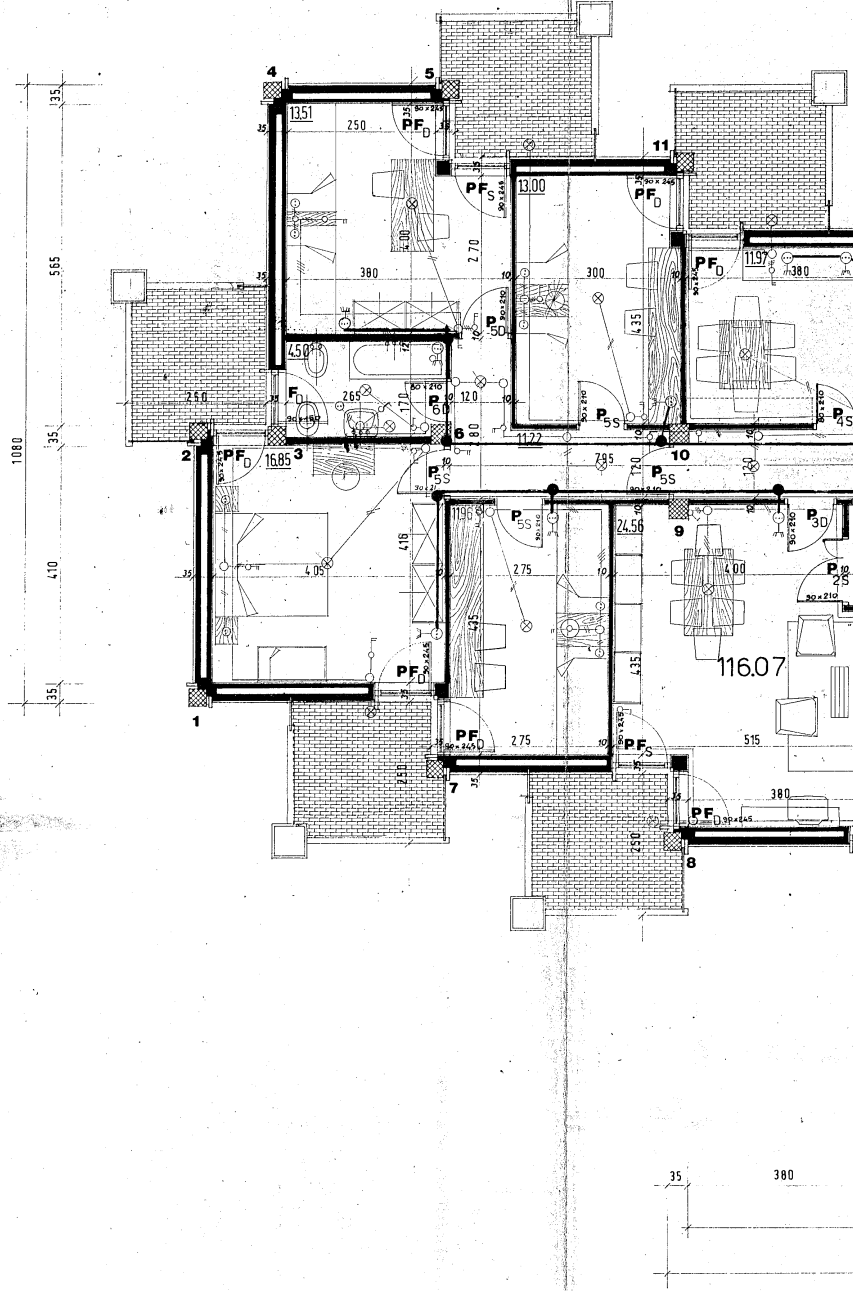
4
5
11
13.51
250
PFD
PFS
13.00
PFD
380
300
11.97
380
PFD
435
270
400
565
1080
410
35
4.50
FD
265
P5D
P6D
120
P5S
11.22
P4S
250
2
PFD
16.85
3
795
P5S
10
1.96
P5S
24.56
9
P3D
416
405
275
400
116.07
PFD
435
1
PFS
275
515
P F
7
PFS
380
250
8
PF
35
380

GESTIONE CASE LAVORATORI
(legge 14-2-63 n.60)

STAZ.APP. I.A.C.P.
Brindisi

progetto esecutivo dell'edificio di case per lavoratori in Brindisi quartiere commenda ovest

PIANTA DEL PIANO TIPO
RAPP. 1:50

progettista : dott.arch. concetto santuccio
collaboratore : dott.arch. ferdinando d'agostino

data 30-10-969

PIANTA DEL PIANO TIPO RAPP

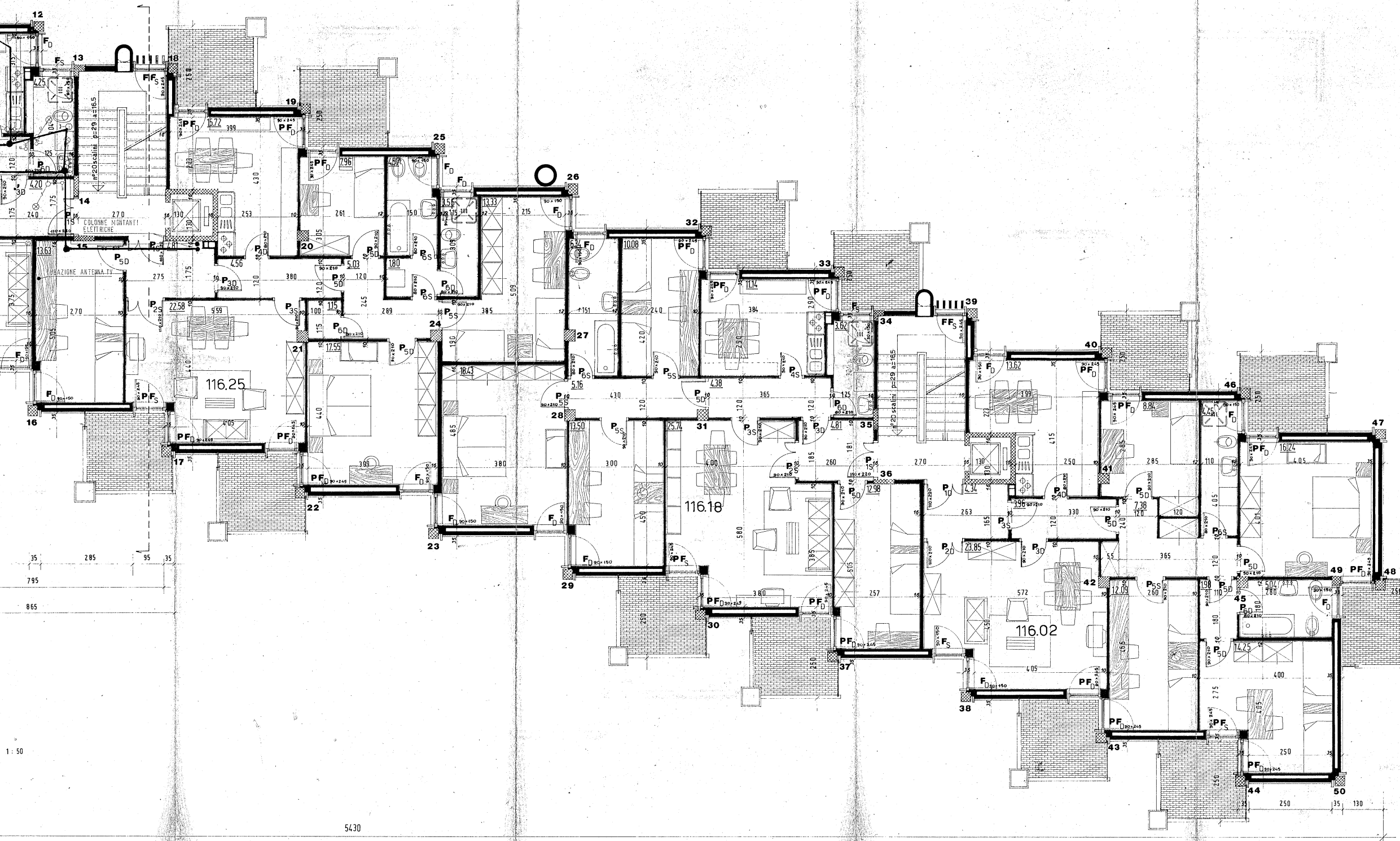
116.25
116.18
116.02
COLONNE MONTANTI ELETTRICHE
UBAZIONE ANTENNA TV
n°20 scalini p=29 a=16.5
n°20 scalini p=29 a=16.5
12
13
14
15
16
17
18
19
20
21
22
23
24
25
26
27
28
29
30
31
32
33
34
35
36
37
38
39
40
41
42
43
44
45
46
47
48
49
50
35 285 95 35
795
865
1 : 50
5430
250 35 130

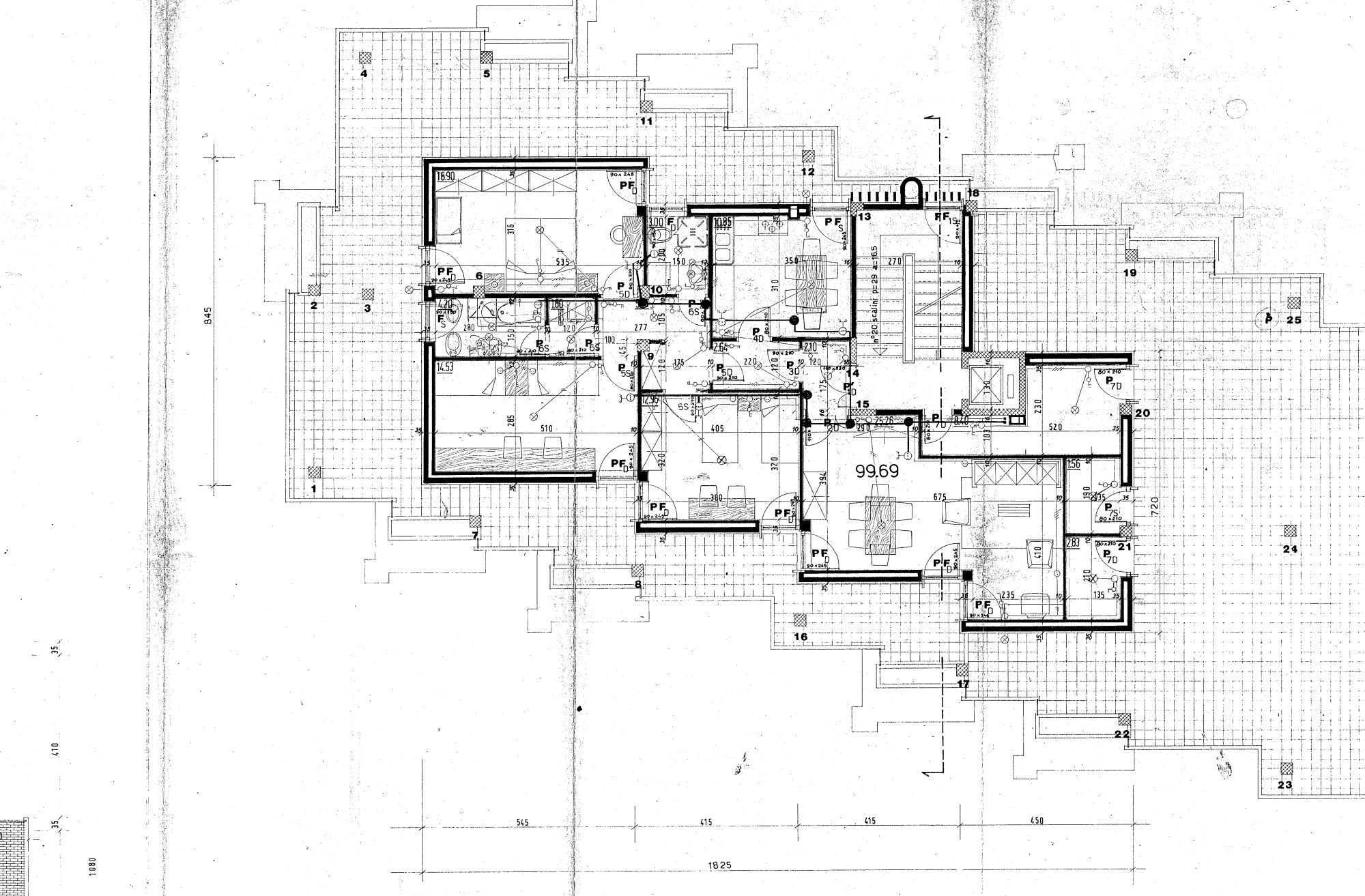
1
2
3
4
5
6
7
8
9
10
11
12
13
14
15
16
17
18
19
20
21
22
23
24
25
16.90
3.00
10.85
4.20
1.80
14.53
2.64
2.10
12.96
25.26
99.69
1.56
2.83
PF
P
845
720
545
415
415
450
1825
35
410
1080
565
n°20 scalini p=29 a=16,5

PIANTA DEL PIANO ULTIMO RAPP. 1:50

GESTIONE CASE LAVORATORI
(legge 14-2-63 n.60)

STAZ. APP. I.A.C.P.
Brindisi

progetto esecutivo dell'edificio di case per lavoratori in Brindisi quartiere com menda-ovest

PIANTA DEL PIANO
ULTIMO RAPP. 1:50

progettista : dott. arch. concetto santuccio
collaboratore : dott. arch. ferdinando d'agostino

data 30-10-969

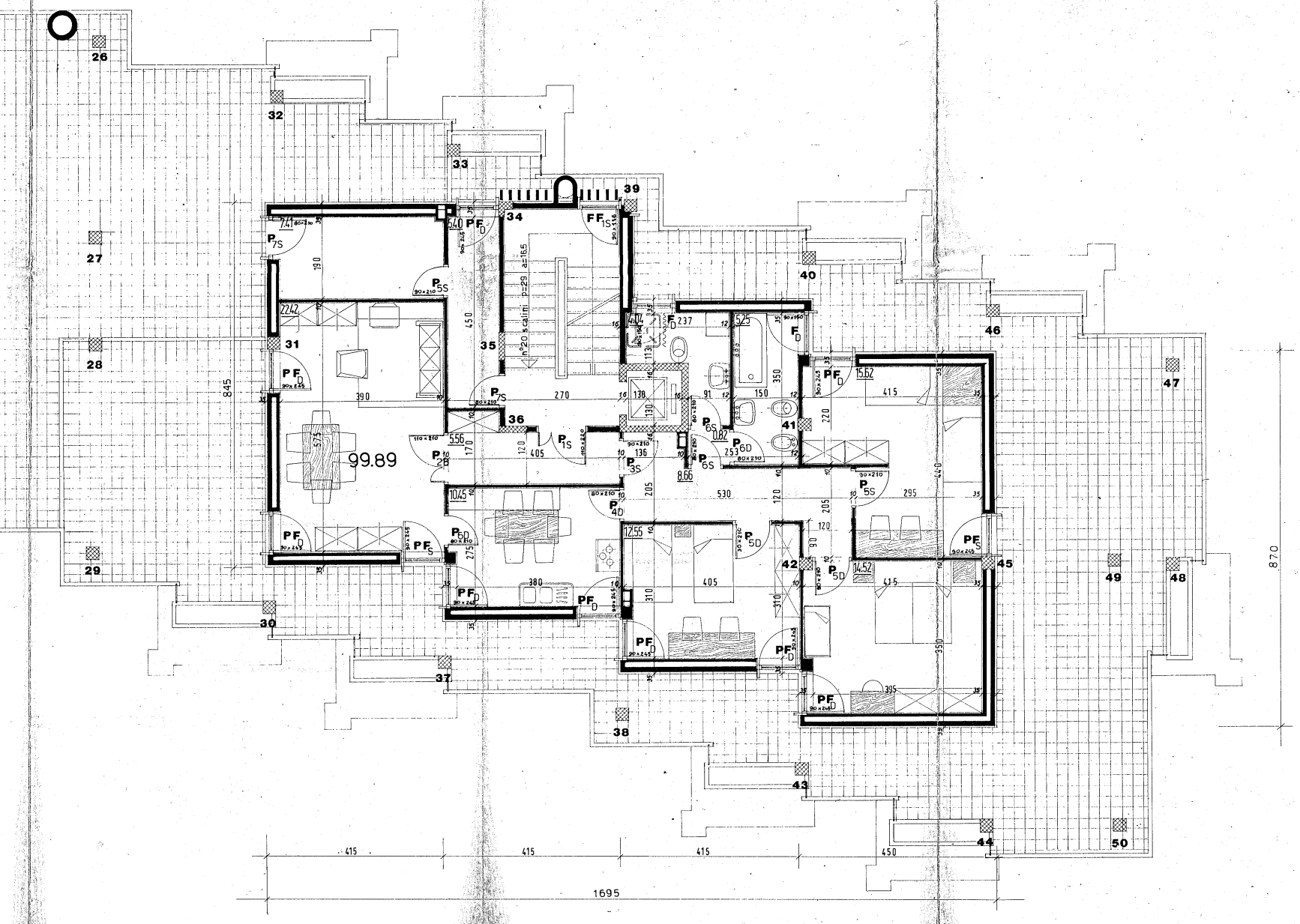

26
32
33
39
34
27
40
46
31
28
35
36
47
41
99.89
42
45
49
48
29
30
37
38
43
44
50
7.41
5.40
22.42
5.56
10.45
12.55
15.62
14.52
5.25
8.66
0.82
n°20 scalini p=29 a=16.5
P7S
P5S
P7S
P1S
P2B
P3S
P4D
P5D
P5D
P5S
P6S
P6S
P6D
P6D
PFD
PFS
FF1S
FD
90x210
90x245
80x210
110x210
110x220
845
390
450
270
190
405
120
170
205
530
136
130
150
350
91
253
237
415
295
440
220
380
310
405
90
395
870
415
415
415
450
1695