carpenteria primo solaio

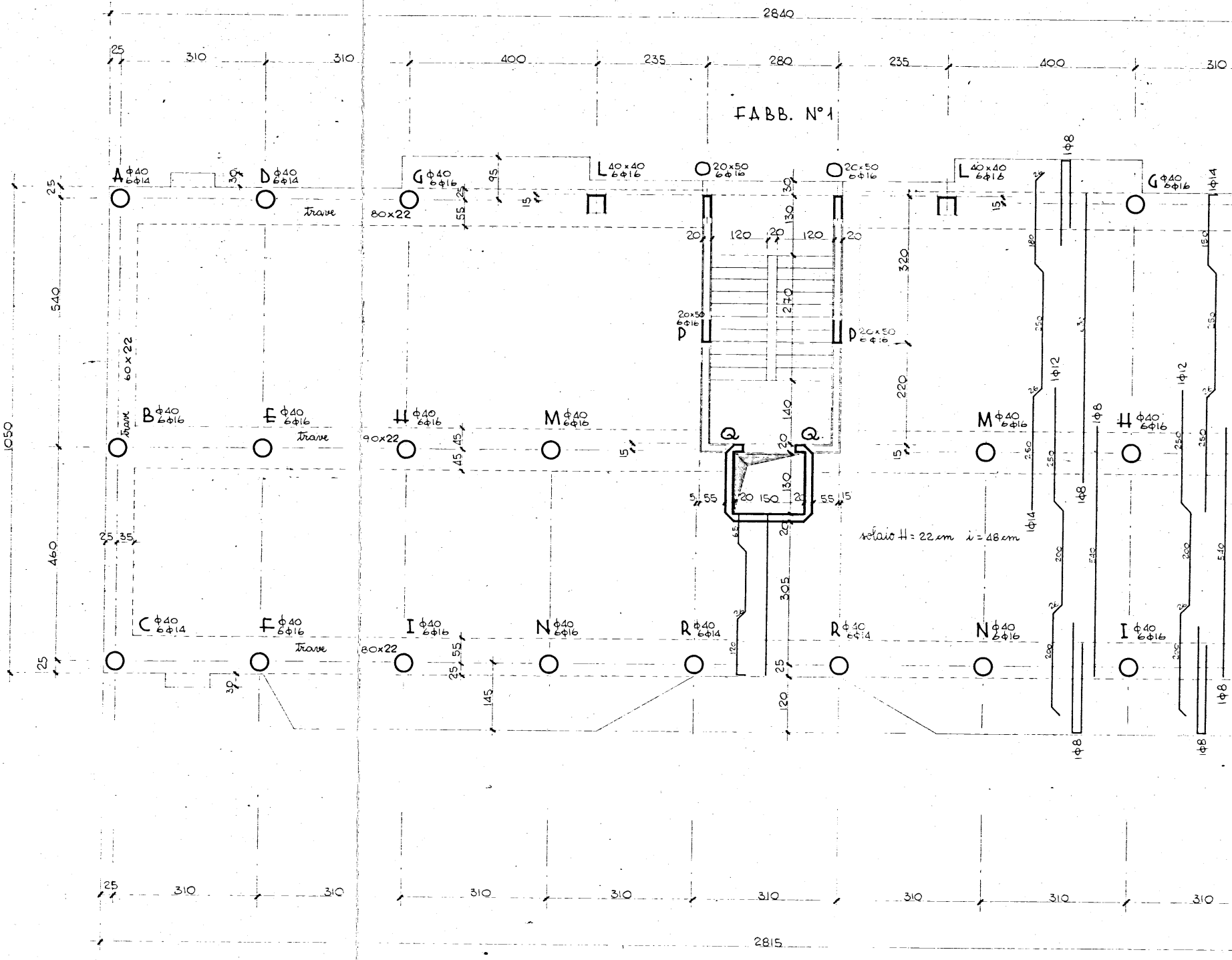
2840
25
310
310
400
235
280
235
400
310
FABB. N°1
A φ40 6φ14
D φ40 6φ14
G φ40 6φ16
L 40×40 6φ16
O 20×50 6φ16
O 20×50 6φ16
L 40×40 6φ16
G φ40 6φ16
trave
80×22
60×22
trave
B φ40 6φ16
E φ40 6φ16
H φ40 6φ16
M φ40 6φ16
M φ40 6φ16
H φ40 6φ16
90×22
trave
C φ40 6φ14
F φ40 6φ16
I φ40 6φ16
N φ40 6φ16
R φ40 6φ14
R φ40 6φ14
N φ40 6φ16
I φ40 6φ16
trave
80×22
P 20×50 6φ16
P 20×50 6φ16
Q
Q
120
20
120
20
20
130
270
140
130
305
320
220
5
55
20
150
20
55
15
solaio H = 22 cm i = 48 cm
1050
540
460
25
25
25 35
30
95
55
25
15
45
45
55
25
145
120
1φ8
1φ14
1φ12
1φ8
1φ8
1φ14
1φ12
1φ8
1φ8
310
310
310
310
310
310
310
310
25
2815

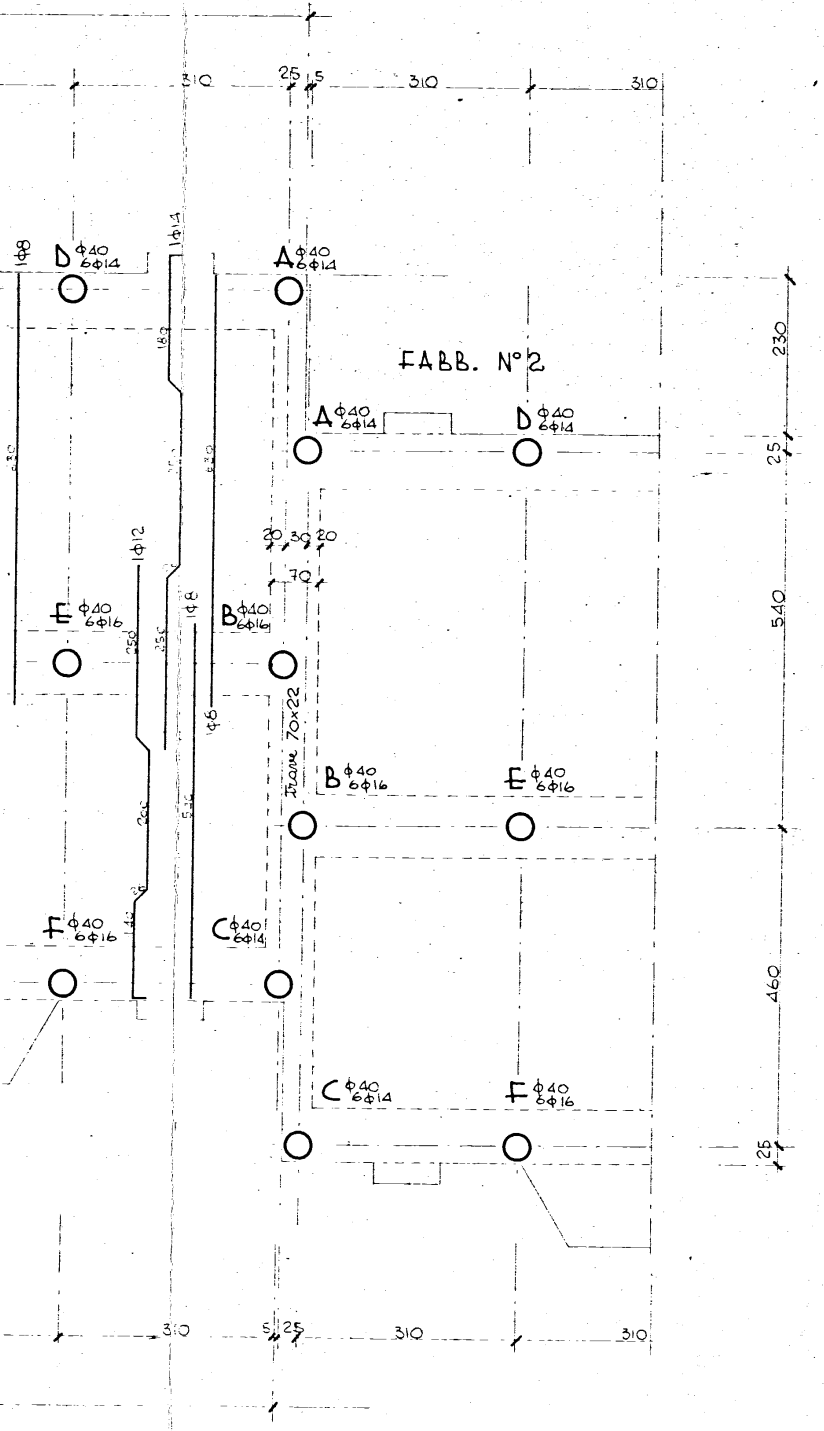

FABB. N°2
D φ40 6φ14
A φ40 6φ14
A φ40 6φ14
D φ40 6φ14
E φ40 6φ16
B φ40 6φ16
B φ40 6φ16
E φ40 6φ16
F φ40 6φ16
C φ40 6φ14
C φ40 6φ14
F φ40 6φ16
trave 70×22
1φ8
1φ14
1φ12
1φ8
φ8
310
25
5
310
310
230
25
540
460
25
20
30
20
70
310
5
25
310
310

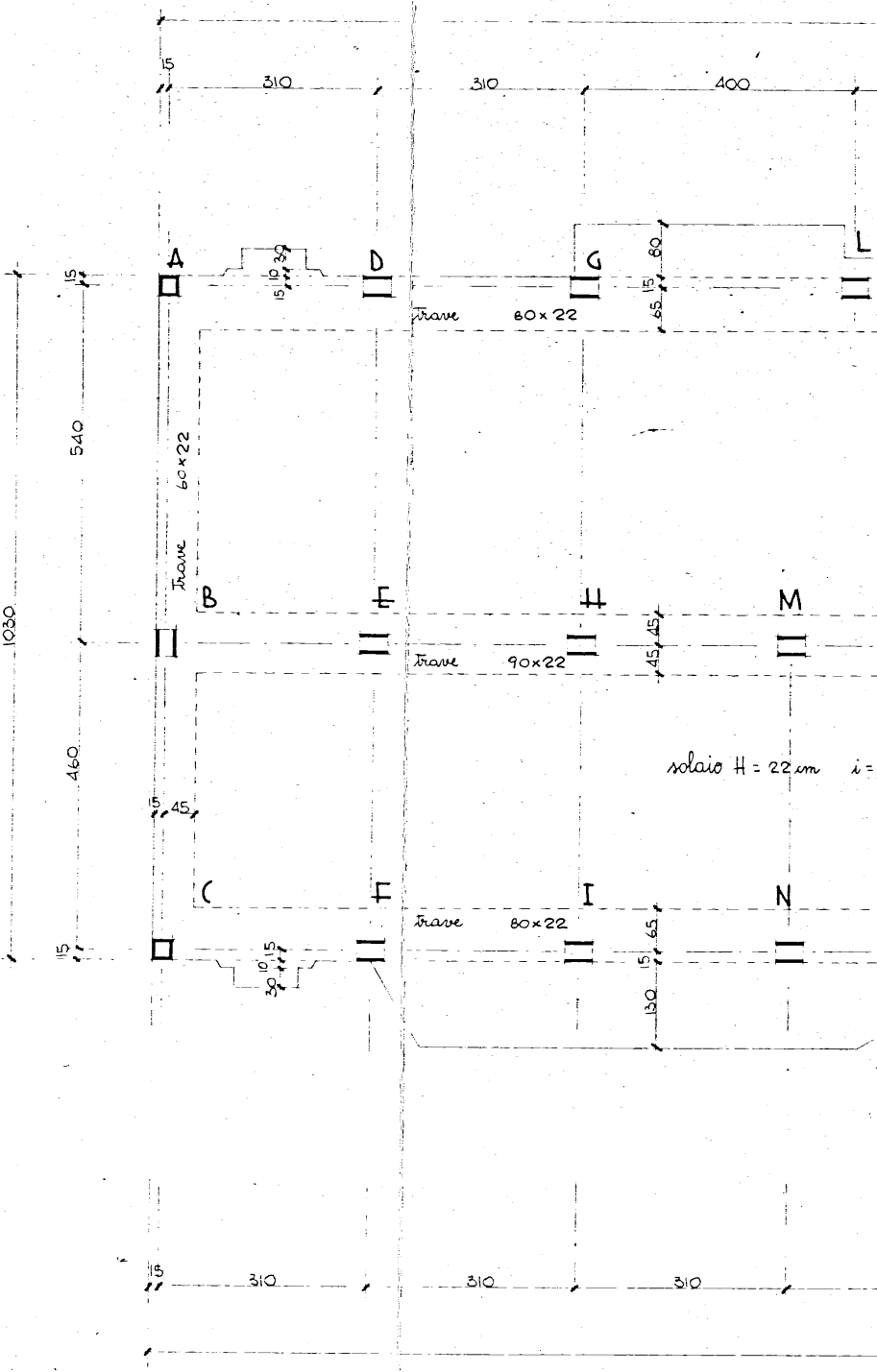

15
310
310
400
A
D
G
L
B
E
H
M
C
F
I
N
trave 60×22
trave 90×22
trave 80×22
trave 60×22
solaio H = 22 cm i =
1030
540
460
15
15
45
45
45
80
15
65
65
130
15
10
30
15
310
310
310

carpenteria tipo (2°-3°-4°-5° solaio)

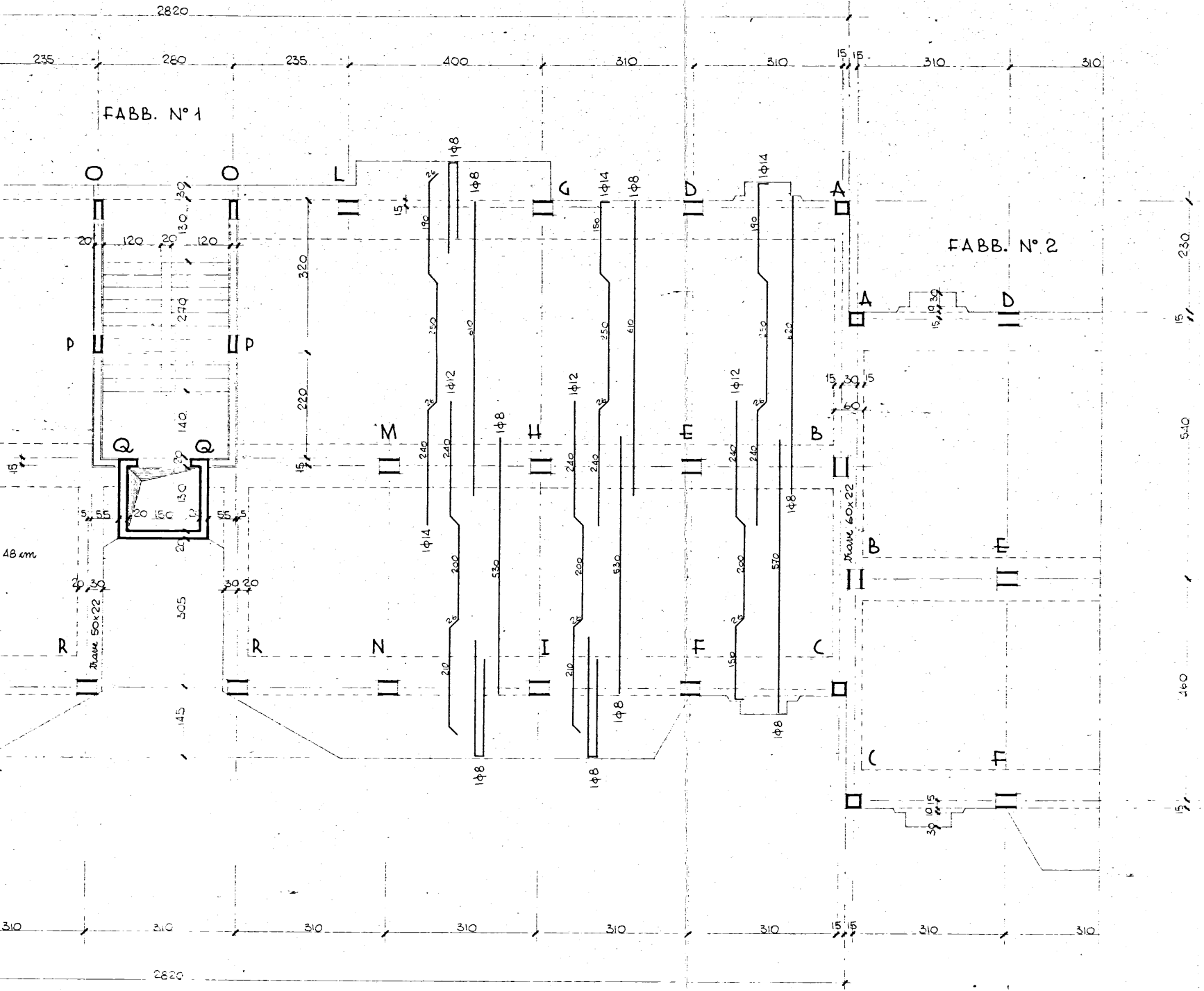
2820
235
260
235
400
310
310
15 15
310
310
FABB. N° 1
FABB. N° 2
O
O
L
G
D
A
A
D
P
P
Q
Q
M
H
E
B
B
E
R
R
N
I
F
C
C
F
1φ8
1φ14
1φ12
trave 50x22
trave 60x22
48 cm
320
220
270
140
305
145
230
540
160
15
310
310
310
310
310
310
15 15
310
310
2820

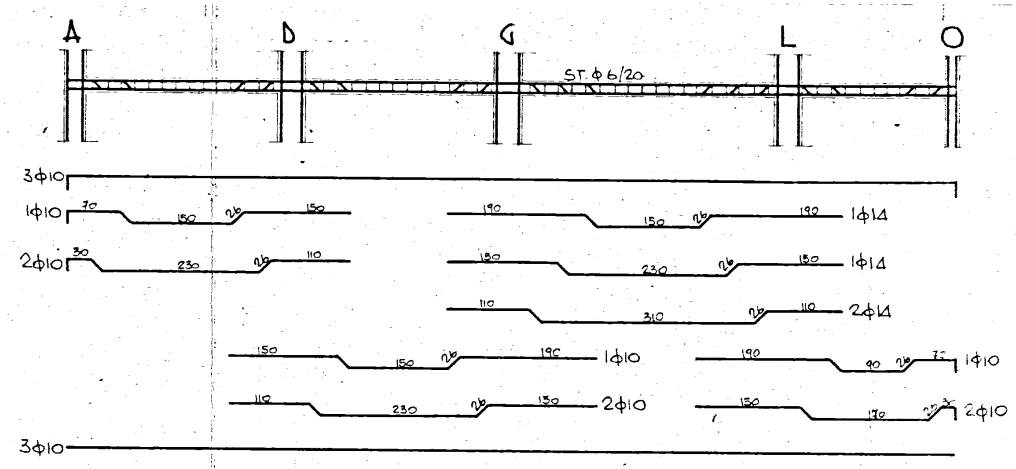
A
D
G
L
O
ST. φ6/20
3φ10
1φ10
70
150
26
150
2φ10
30
230
26
110
190
150
26
190
1φ14
150
230
26
150
1φ14
110
310
26
110
2φ14
150
150
26
190
1φ10
190
90
26
70
1φ10
110
230
26
150
2φ10
150
170
26
2φ10
3φ10

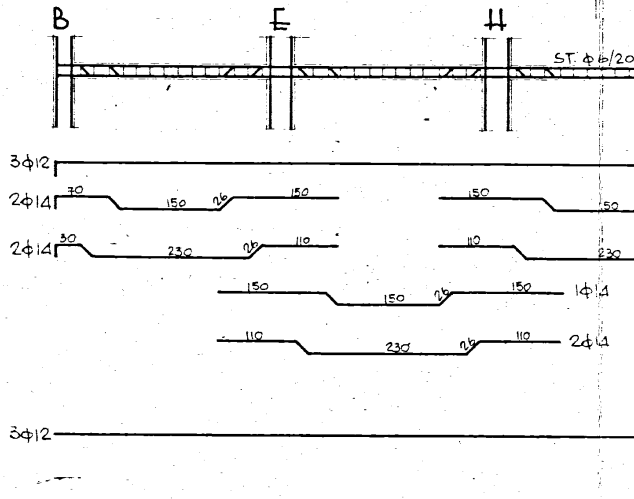
B
E
H
ST. φ6/20
3φ12
2φ14
70
150
26
150
150
150
2φ14
30
230
26
110
110
230
150
150
26
150
1φ14
110
230
26
110
2φ14
3φ12

armature travi 1°-2°-3°-4°-5° solaio

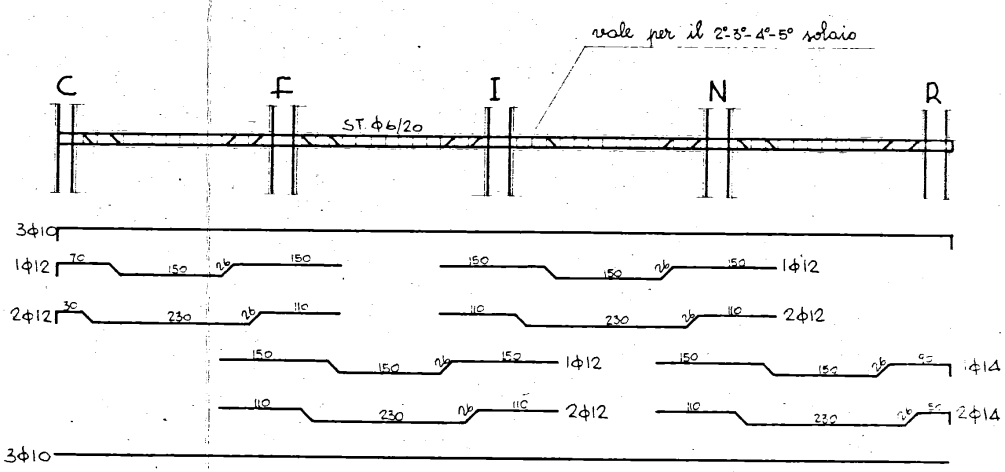
vale per il 2°-3°-4°-5° solaio
C
F
I
N
R
ST. φ6/20
3φ10
1φ12
70
150
26
150
150
150
26
150
1φ12
2φ12
30
230
26
110
110
230
26
110
2φ12
150
150
26
150
1φ12
150
150
26
50
1φ14
110
230
26
110
2φ12
110
230
26
50
2φ14
3φ10

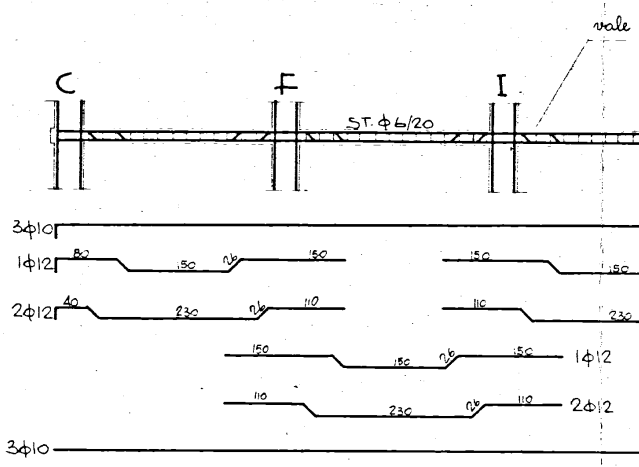
vale
C
F
I
ST. φ6/20
3φ10
1φ12
80
150
26
150
150
150
2φ12
40
230
26
110
110
230
150
150
26
150
1φ12
110
230
26
110
2φ12
3φ10

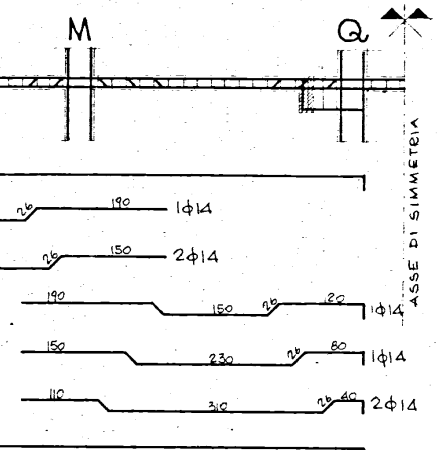
M
Q
190
1φ14
150
2φ14
190
150
20
1φ14
150
230
80
1φ14
110
310
40
2φ14
ASSE DI SIMMETRIA

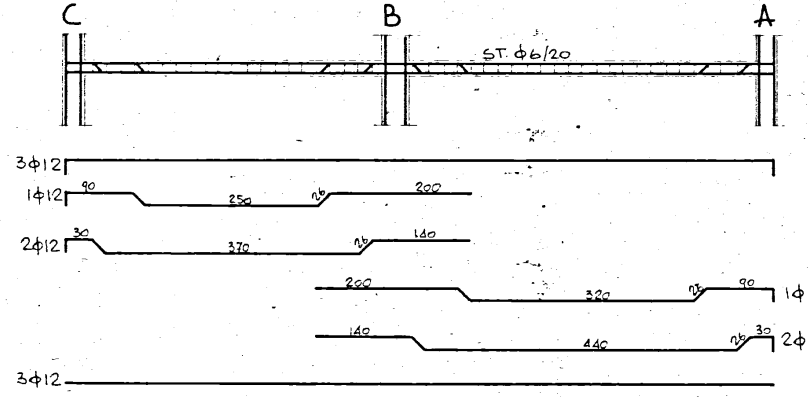
C
B
A
ST. φ6/20
3φ12
1φ12
90
250
200
2φ12
30
370
140
200
320
90
1φ14
140
440
30
2φ14
3φ12

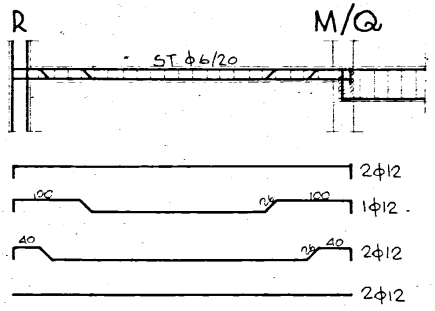
R
M/Q
ST. φ6/20
2φ12
100
100
1φ12
40
40
2φ12
2φ12

per il 1° solaio

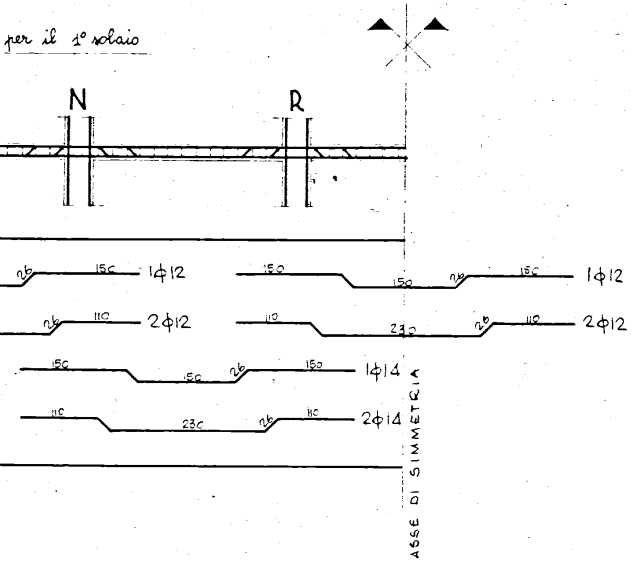
N
R
150
1φ12
150
150
150
1φ12
110
2φ12
110
230
110
2φ12
150
150
150
1φ14
110
230
110
2φ14
ASSE DI SIMMETRIA

Trave di collegamento tra i fabbricati 1-2

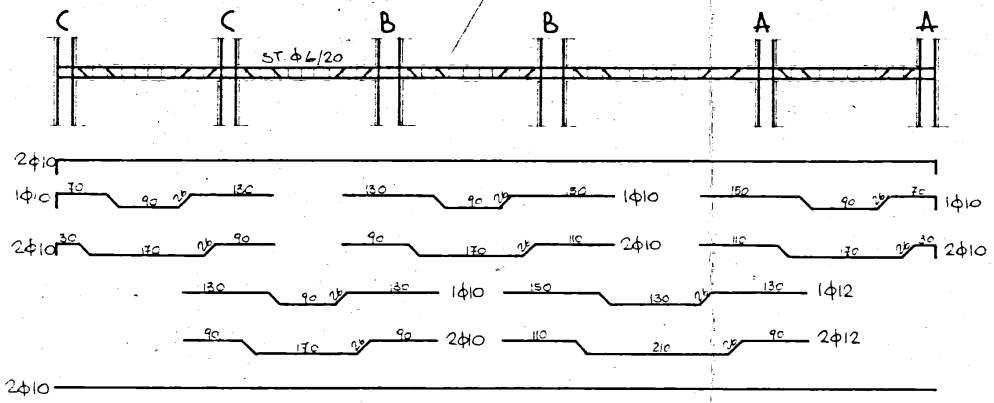
C
C
B
B
A
A
ST. φ6/20
2φ10
1φ10
70
90
130
130
90
30
1φ10
150
90
70
1φ10
2φ10
30
170
90
90
170
110
2φ10
110
170
30
2φ10
130
90
130
1φ10
150
130
130
1φ12
90
170
90
2φ10
110
210
90
2φ12
2φ10

GESTIONE CASE LAVORATORI (legge 14-2-1963)	Intervento N° 1312	stazione appaltante I. A. C. P.
QUARTIERE S. ELIA BRINDISI		C.A. A2 10
lotto A2	FABBRICATO N° 1-2 carpenterie ed armature 1°-2°-3°-4°-5° solaio	archivio
Ing. E. Ancona Ing. M. Bongiorno Ing. L. Capece Ing. I. Pemelli Ing. L. Poli Arch. F. Pugliafero Arch. G. Pinto Ing. F. D'Alenzo	STRUTTURE Ing. F. Pizo IMPIANTI Ing. P. Fabretti PROGRAMMA Ing. A. Maiani PROGRAMMAZ. Ing. L. Poli PROGRAMMAZ. Ing. E. Romanazzi COORDINATORE Ing. A. Maiani DIREZIONE I. A. C. P.	note σ_s = 2000 Kg/cm² cemento A25