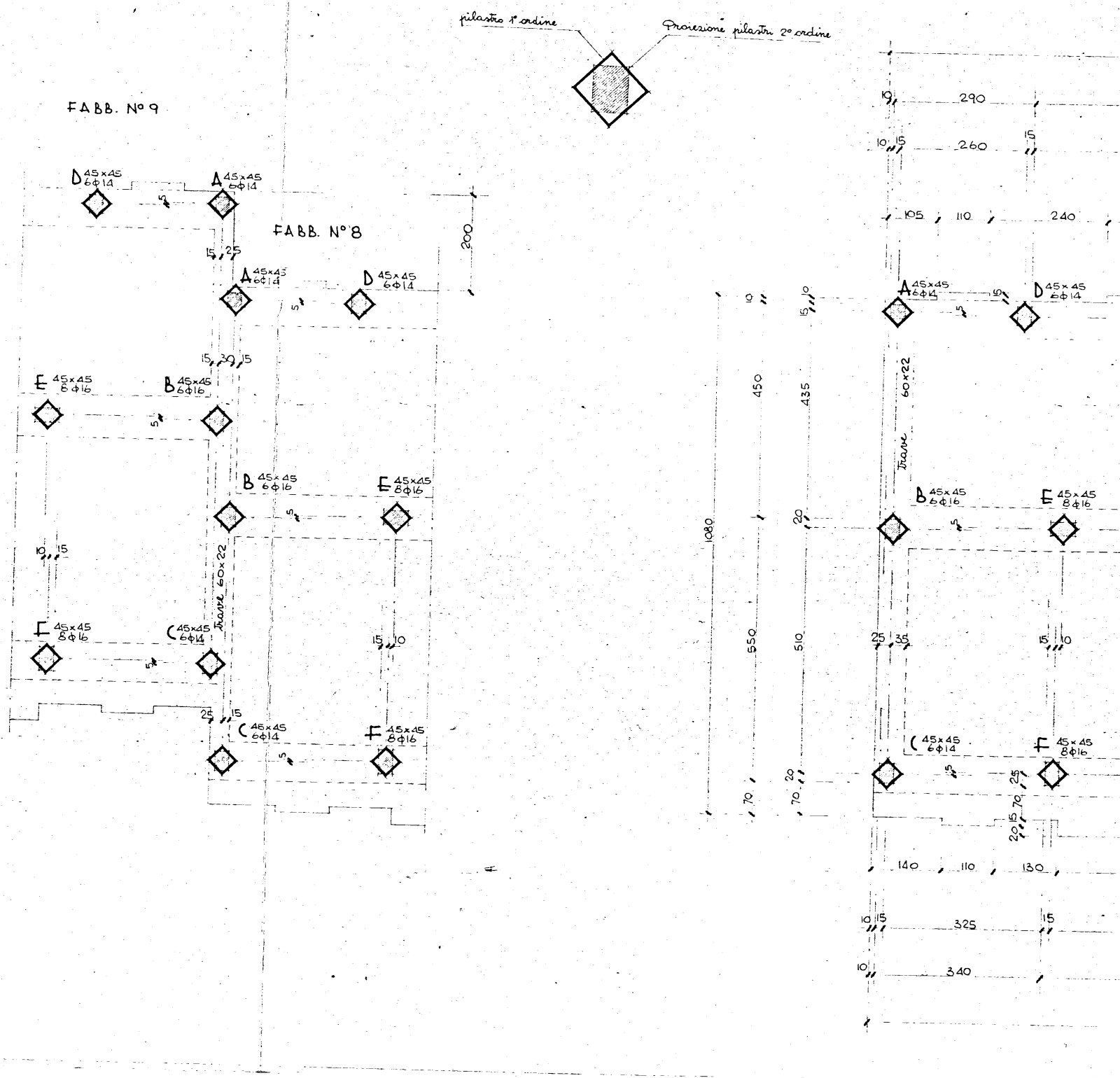
pilastro 1° ordine
Proiezione pilastri 2° ordine
FABB. N° 9
FABB. N° 8
D 45×45 6φ14
A 45×45 6φ14
A 45×45 6φ14
D 45×45 6φ14
E 45×45 8φ16
B 45×45 6φ16
B 45×45 6φ16
E 45×45 8φ16
F 45×45 8φ16
C 45×45 6φ14
C 45×45 6φ14
F 45×45 8φ16
trave 60×22
200
15
25
15
30
15
10
15
15
10
25
15
5
1080
450
550
70
10
435
510
70
20
15
10
20
290
260
105
110
240
A 45×45 6φ14
D 45×45 6φ14
B 45×45 6φ16
E 45×45 8φ16
C 45×45 6φ14
F 45×45 8φ16
60×22 trave
25
35
140
110
130
325
340

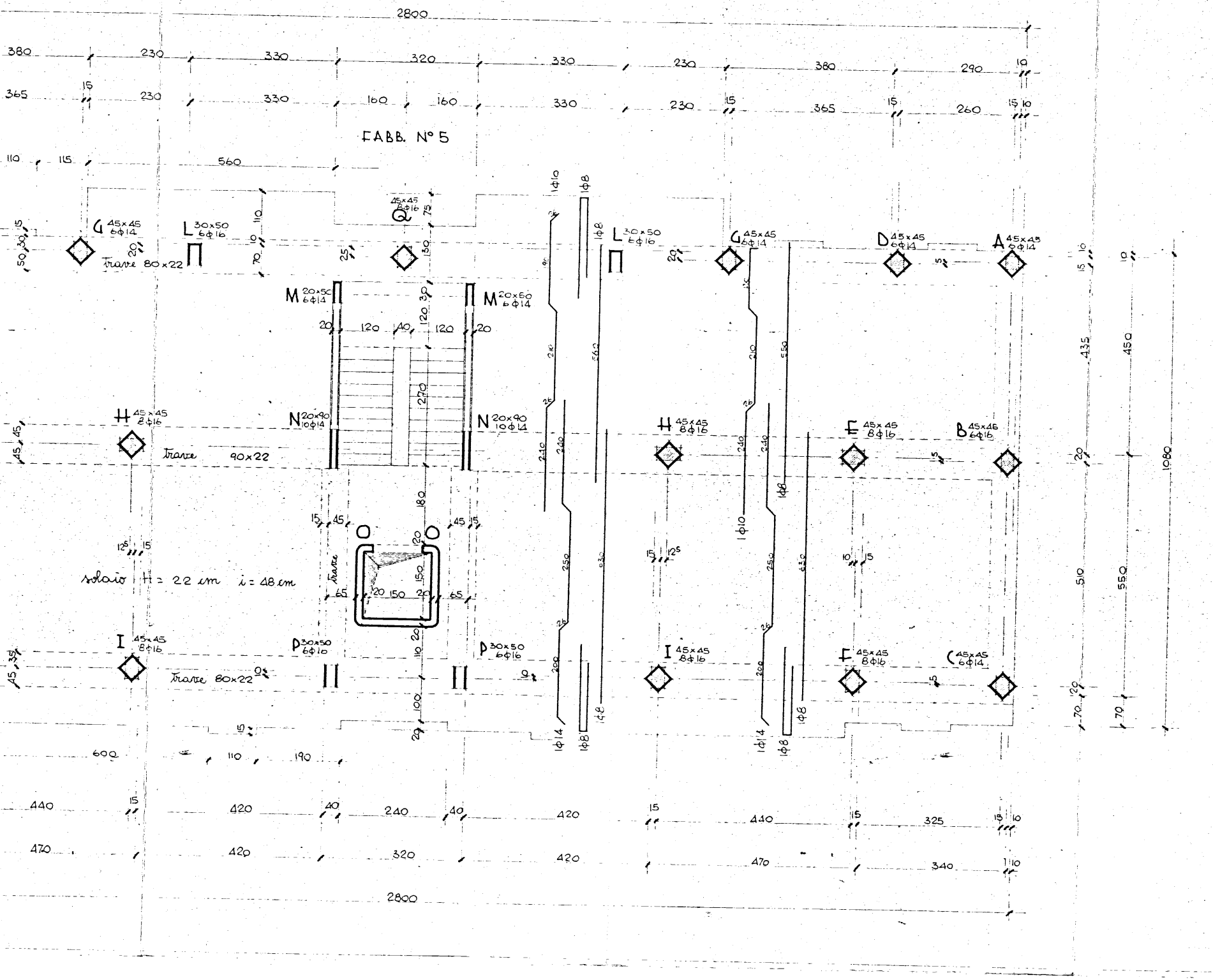

FABB. N° 5
2800
380 230 330 320 330 230 380 290 10
365 15 230 330 160 160 330 230 15 365 15 260 15 10
110 115 560
G 45×45 6φ14
L 30×50 6φ16
Q 45×45 8φ16
L 30×50 6φ16
G 45×45 6φ14
D 45×45 6φ14
A 45×45 6φ14
trave 80×22
M 20×50 6φ14
M 20×60 6φ14
20 120 40 120 20
270
N 20×90 10φ14
N 20×90 10φ14
H 45×45 8φ16
H 45×45 8φ16
E 45×45 8φ16
B 45×46 6φ16
trave 90×22
solaio H = 22 cm i = 48 cm
trave
65 20 150 20 65
I 45×45 8φ16
P 30×50 6φ10
P 30×50 6φ16
I 45×45 8φ16
F 45×45 8φ16
C 45×45 6φ14
trave 80×22
1φ10 1φ8 1φ14 1φ8
1φ10 1φ8 1φ14 1φ8
210 240 250 200 560 630 550
435 450 510 550 1080
600 110 190
440 15 420 40 240 40 420 15 440 15 325 15 10
470 420 320 420 470 340 10
2800

VARIANTE ATTACCO TRA I FABBRICATI N° 8-7

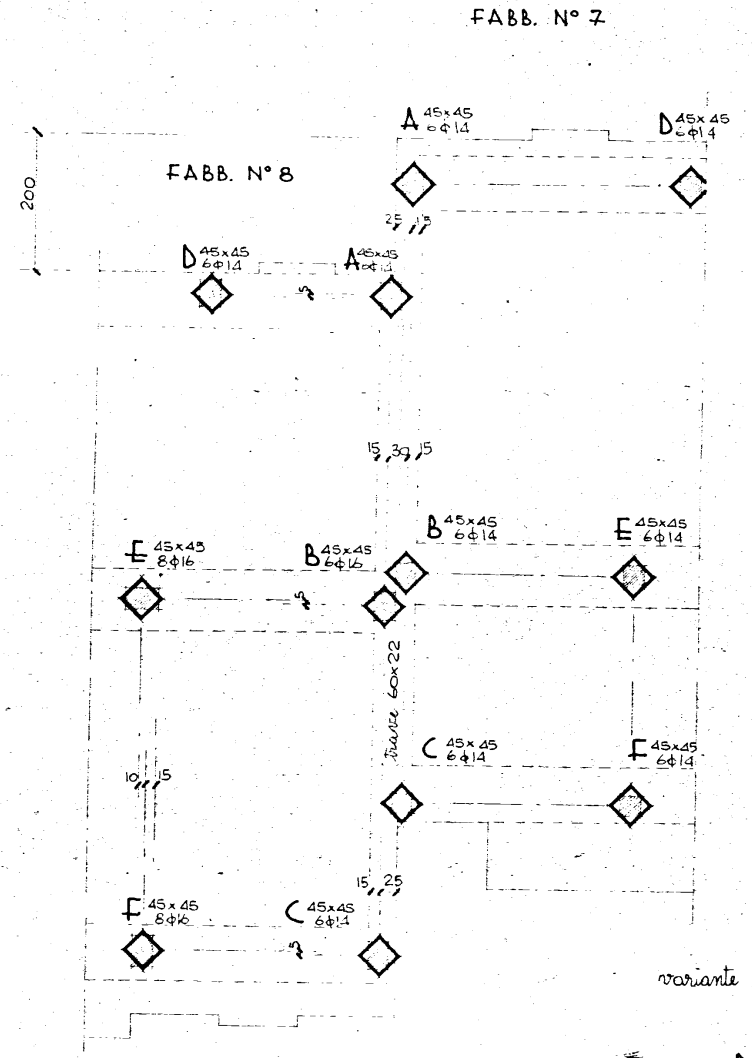
FABB. N° 7
FABB. N° 8
200
A 45x45 6ϕ14
D 45x45 6ϕ14
D 45x45 6ϕ14
A 45x45 6ϕ14
25 15
15 30 15
B 45x45 6ϕ14
E 45x45 6ϕ14
E 45x45 8ϕ16
B 45x45 6ϕ16
trave 60x22
C 45x45 6ϕ14
F 45x45 6ϕ14
10 15
15 25
F 45x45 8ϕ16
C 45x45 6ϕ14

variante trave C-F-I-P-P... al primo solaio

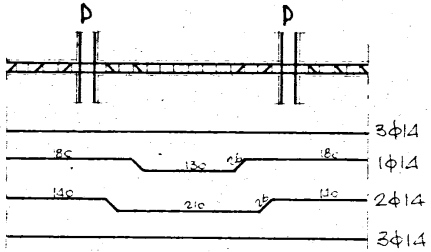
P
P
3ϕ14
80
130
25
80
1ϕ14
140
210
25
140
2ϕ14
3ϕ14

VARIANTE ATTACCO TRA I

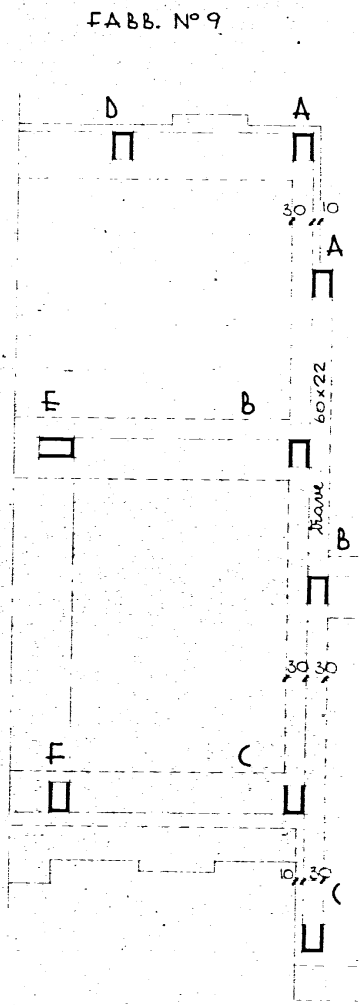
FABB. N° 9
D
A
30 10
A
E
B
60x22
trave
B
30 30
F
C
10 30
C

FABBRICATI N° 9-8 .

CARPENTERIA TIPO (2°-3°-4°-5° SOLAIO)

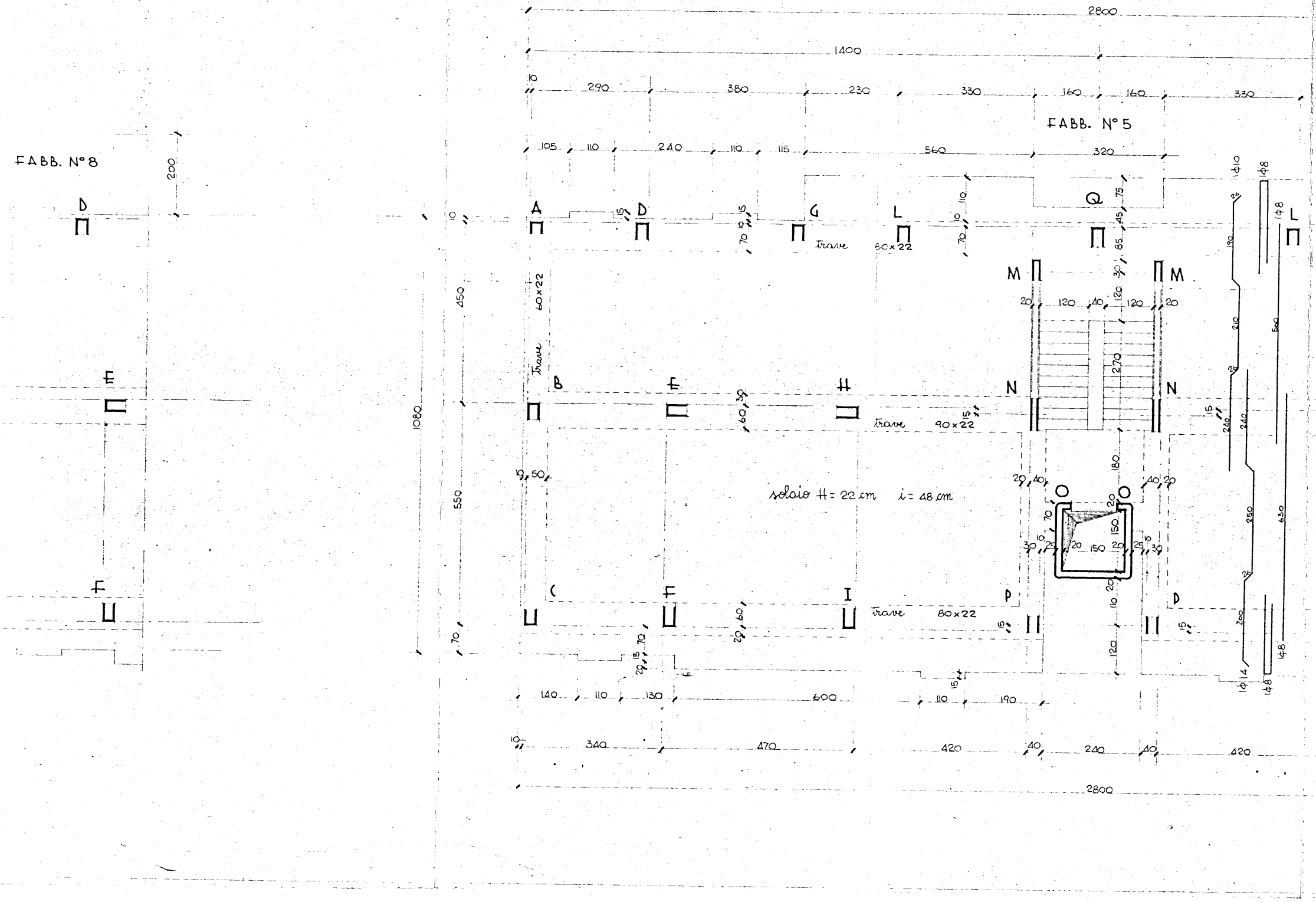
2800
1400
290
380
230
330
160
160
330
FABB. N° 5
105
110
240
110
115
560
320
FABB. N°8
200
D
A
D
G
L
Q
L
trave
60x22
M
M
120
40
120
20
270
450
60x22
trave
B
E
H
N
N
trave
90x22
1080
550
solaio H = 22 cm
i = 48 cm
O
O
150
150
180
E
F
C
F
I
P
P
trave
80x22
140
110
130
600
110
190
340
470
420
40
240
40
420
2800
1φ10
1φ8
1φ8
1φ14
1φ8
1φ8
630
250
240
210
200

VARIANTE ATTACCO TRA I FABBRICATI N° 8-7

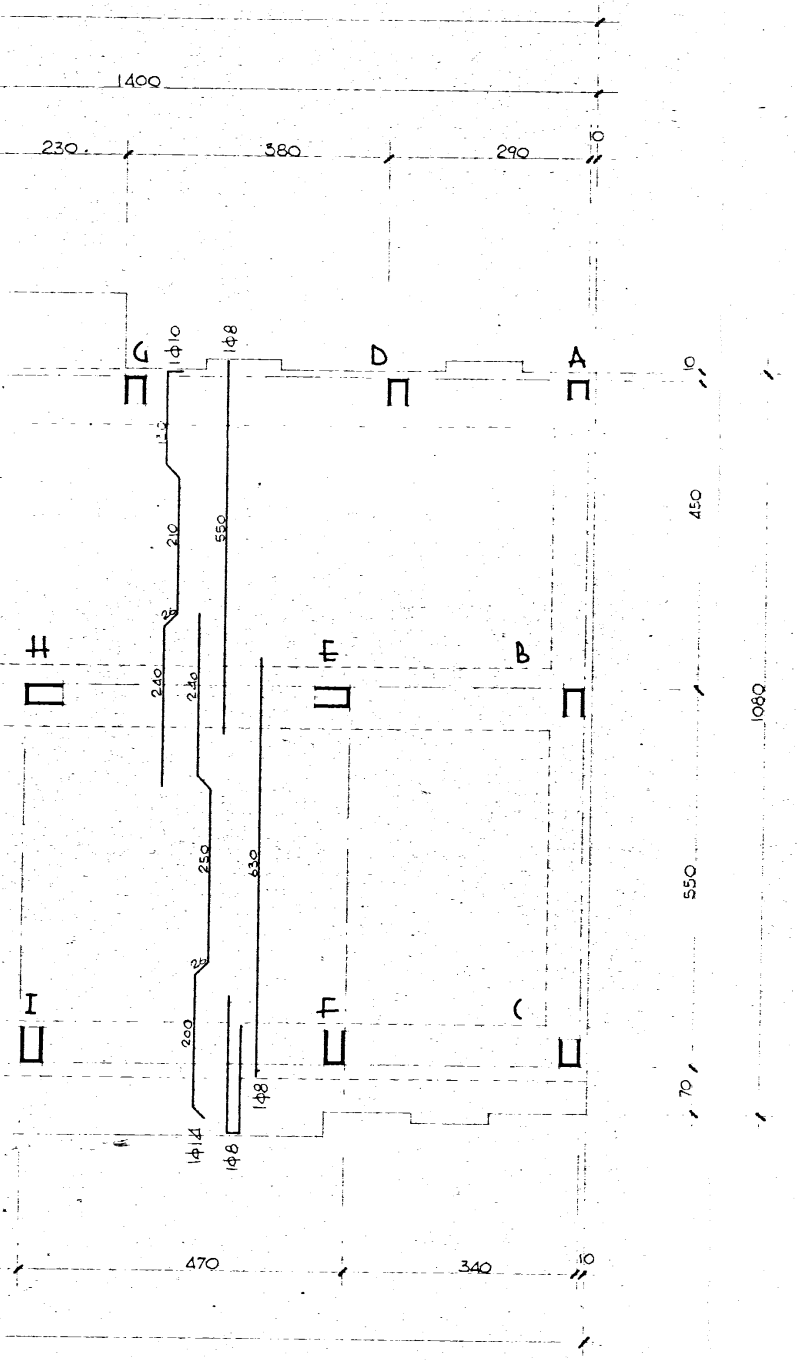
1400
230
380
290
10
G
1ϕ10
1ϕ8
D
A
10
13
210
550
450
25
H
240
230
E
B
1080
250
630
550
25
200
I
F
C
1ϕ8
70
1ϕ14
1ϕ8
470
340
10

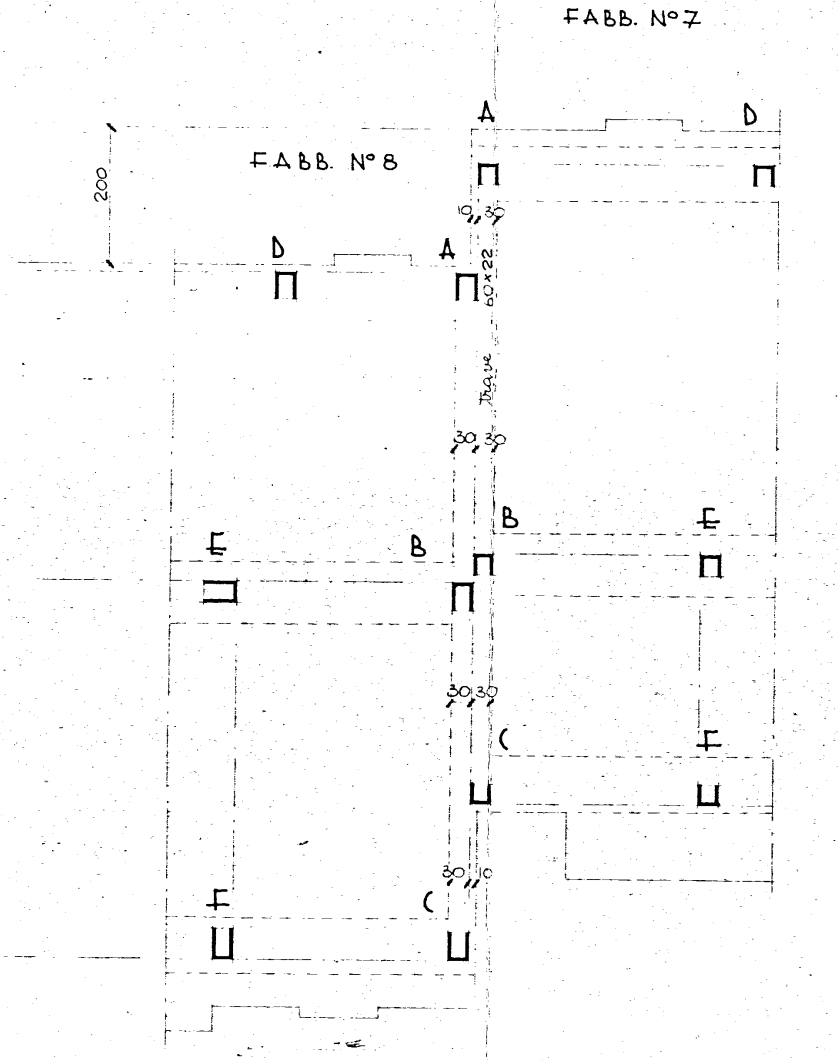
FABB. N°7
A
D
200
FABB. N°8
10
30
D
A
60×22
trave
30
30
B
E
E
B
30
30
C
F
30
10
F
C

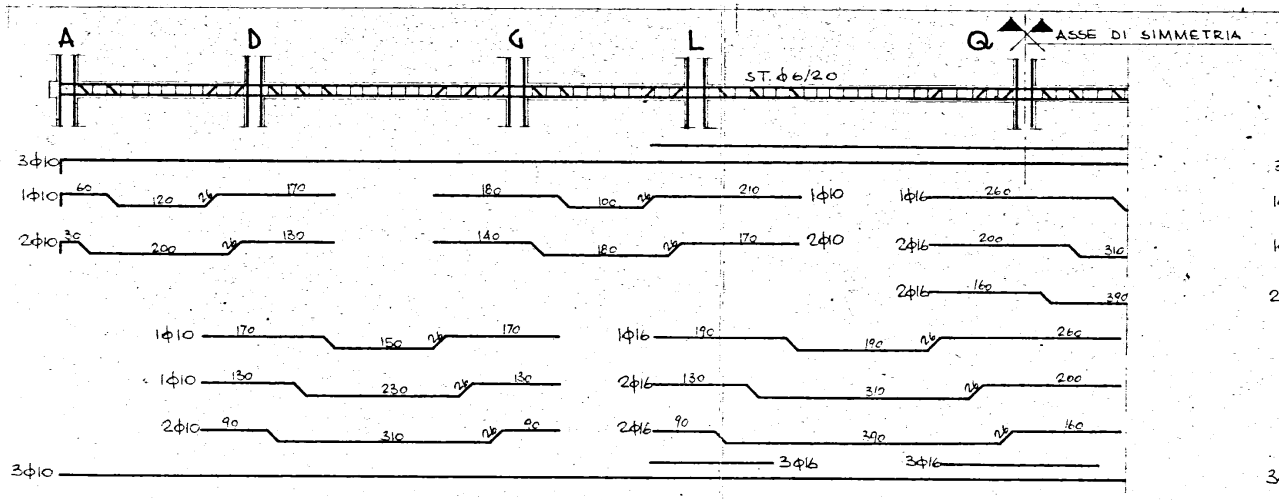

A
D
G
L
Q
ASSE DI SIMMETRIA
ST. φ6/20
3φ10
1φ10
2φ10
1φ10
2φ10
1φ16
2φ16
2φ16
1φ10
1φ10
2φ10
1φ16
2φ16
2φ16
3φ16
3φ16
3φ10

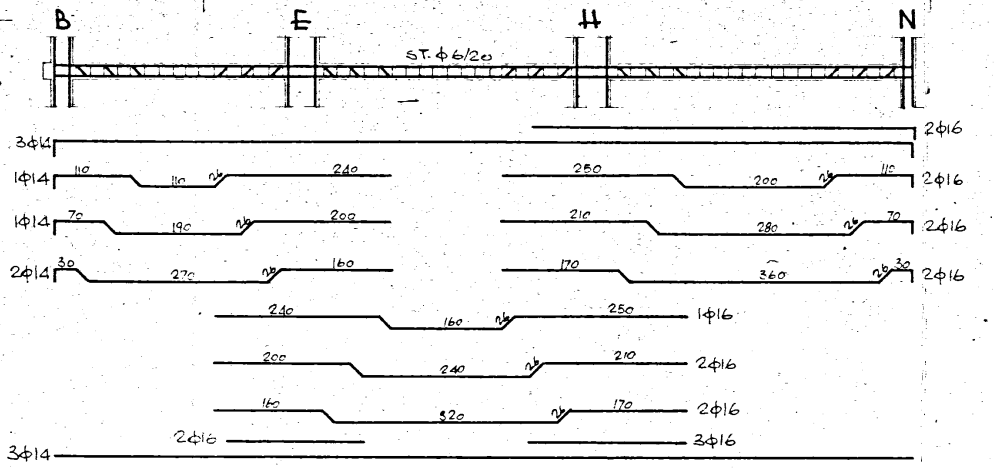

B
E
H
N
ST. φ6/20
3φ14
1φ14
1φ14
2φ14
2φ16
2φ16
2φ16
2φ16
1φ16
2φ16
2φ16
2φ16
3φ16
3φ14

ARMATURE TRAVI 1°-2°-3°-4°-5° SOLAIO

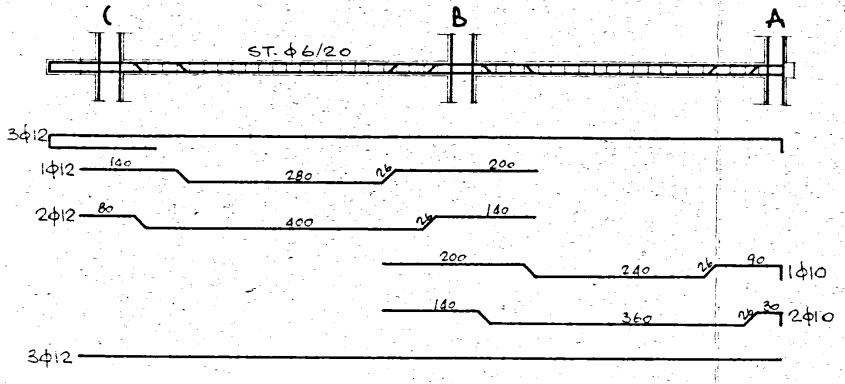

C
B
A
ST. φ6/20
3φ12
1φ12
2φ12
1φ10
2φ10
3φ12

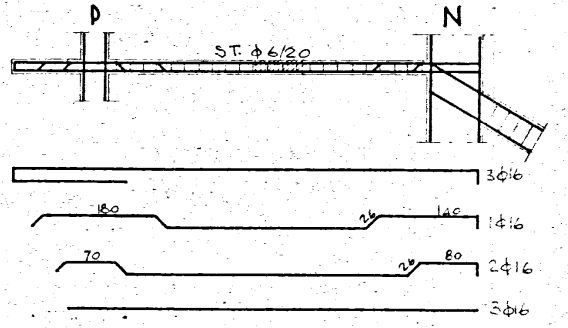

D
N
ST. φ6/20
3φ16
1φ16
2φ16
3φ16

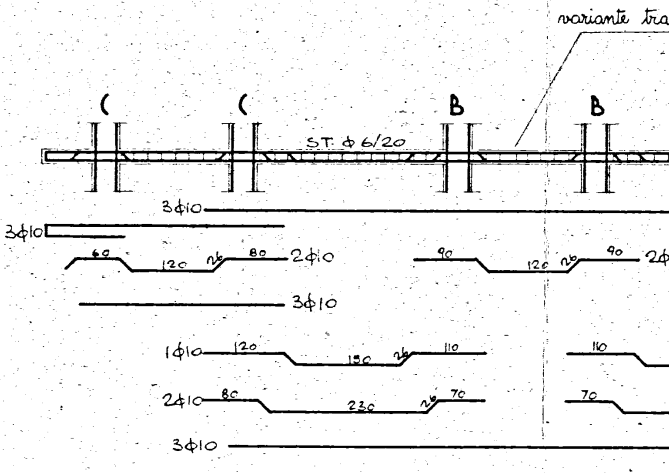

variante tra
C
C
B
B
ST. φ6/20
3φ10
3φ10
2φ10
3φ10
1φ10
2φ10
3φ10

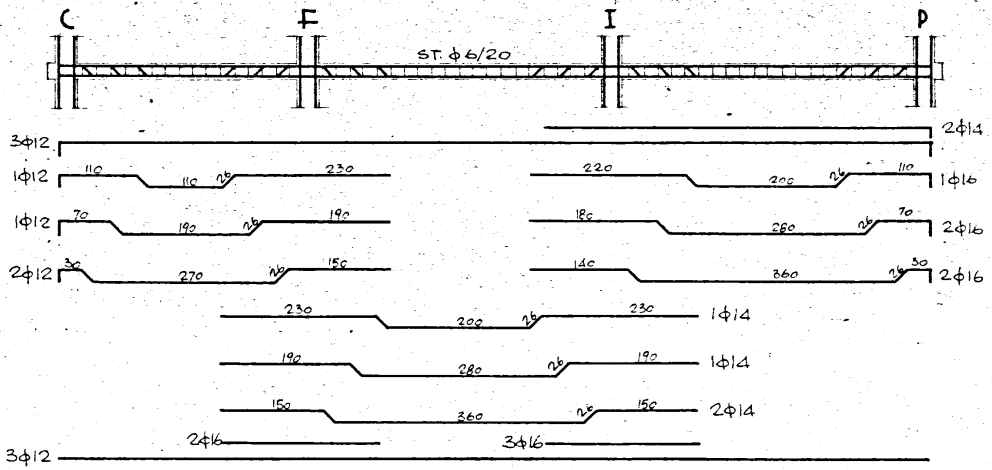
C
F
I
P
ST. φ6/20
3φ12
1φ12
1φ12
2φ12
2φ14
1φ16
2φ16
2φ16
1φ14
1φ14
2φ14
2φ16
3φ16
3φ12
110
230
220
200
190
280
150
360
270
140
180
260
70
30

ve di collegamento tra i fabb. 9-8

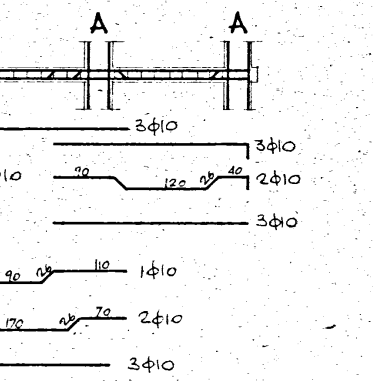
A
A
3φ10
3φ10
2φ10
3φ10
1φ10
2φ10
3φ10
90
120
40
110
170
70

variante trave di collegamento tra i fabb. 8-7

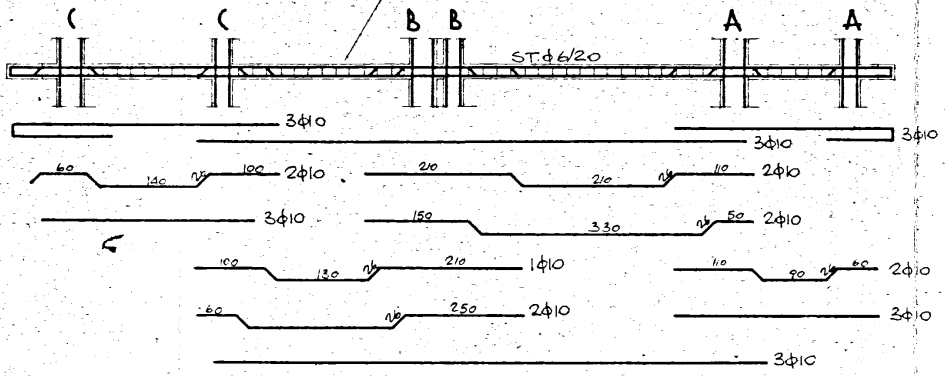
C
C
B
B
A
A
ST. φ6/20
3φ10
3φ10
3φ10
2φ10
2φ10
3φ10
2φ10
1φ10
2φ10
2φ10
3φ10
3φ10
60
140
100
210
110
150
330
50
130
90
250

GESTIONE CASE LAVORATORI (legge 14-2-1963)	Intervento N° 1312	stazione appaltante I. A. C. P.
QUARTIERE S. ELIA BRINDISI	data / agg. / agg. / agg.	C. A. A2 12
lotto A2 — FABBRICATO N° 5-8-9 carpenteria ed armature 1°-2°-3°-4°-5° solaio — 1:50	archivio	
EDILIZIA [illegible] EDILIZIA Ing. M. Bolognese EDILIZIA Ing. Lenoce EDILIZIA Ing. Ferretti EDILIZIA Ing. L. Pe. EDILIZIA Arch. F. P. [illegible] EDILIZIA Arch. Petro STRUTTURE-C. [illegible]	STRUTTURE-C. Ing. E. Pira IMPIANTI Ing. P. Fabretti PROGRAMMAZ. Ing. A. Maidani PROGRAMMAZ. Ing. E. Poli PROGRAMMAZ. Ing. E. Romenazzo COORDINATORE Ing. A. Maidani DIREZIONE LL. I.A.C.P.	calc. σ_s = 2000 Kg/cm² cemento 625 controllo