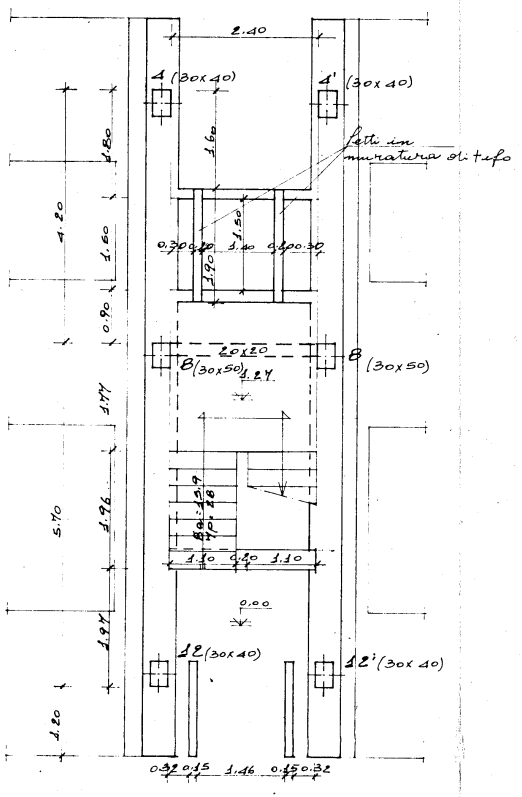
2.40
4 (30x40)
4' (30x40)
Setti in muratura di tufo
4.20
1.80
1.60
1.60
1.50
1.90
0.30 0.20 1.40 0.20 0.30
0.90
20x20
8 (30x50)
8 (30x50)
1.27
1.77
5.70
1.96
8a: 15.9
7p: 28
1.10 0.20 1.10
0.00
1.97
12 (30x40)
12' (30x40)
1.20
0.32 0.15 1.46 0.15 0.32

Pianta piano terra

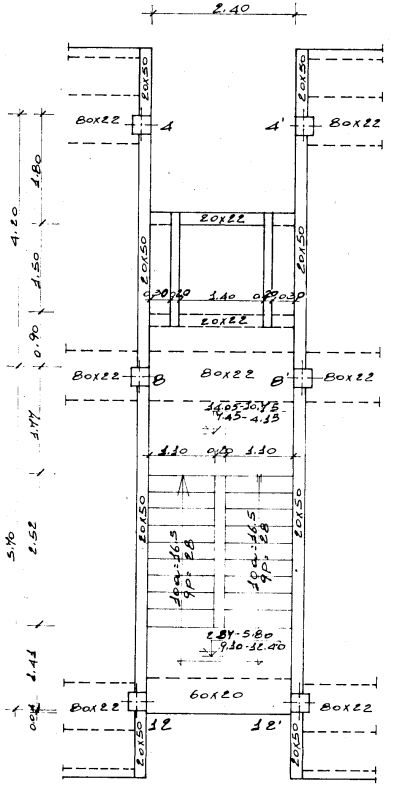
2.40
20x50
80x22
4
4'
80x22
4.20
1.80
20x22
1.50
0.30 0.20 1.40 0.20 0.30
20x22
0.90
80x22
8
80x22
8'
80x22
14.05-10.75
7.45-4.15
1.77
1.10 0.20 1.10
5.70
2.52
10a: 16.5
9p: 28
10a: 16.5
9p: 28
2.84-5.80
9.10-12.40
1.41
60x20
80x22
80x22
12
12'
20x50

Pianta piano tipo

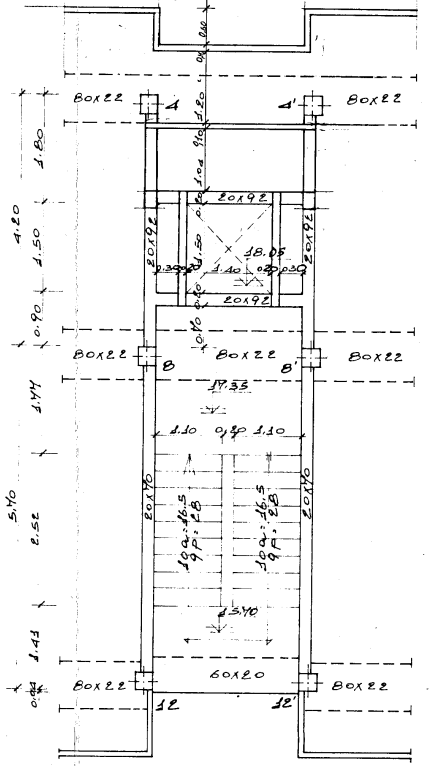
2.40
0.80
80x22
4
4'
80x22
1.20
1.80
4.20
20x92
1.50
20x92
20x92
18.05
0.30 0.20 1.40 0.20 0.30
20x92
0.90
0.70
80x22
8
80x22
8'
80x22
17.35
1.77
1.10 0.20 1.10
5.70
2.52
20x70
20x70
10a: 16.5
9p: 28
10a: 16.5
9p: 28
15.70
1.41
60x20
80x22
80x22
12
12'

Pianta a quota 17.40

IL DIRETTORE TECNICO
Dott. Ing. Antonio Longo

DISEGN. CONTR. VISTO:	DATA	SIGLA	PROGETTO N.	TAV. N°	STUDIO TECNICO
	Giugno 1977			10 LINEA	Ing. Antonio E. Corrado Brindisi - Corso Roma, 99 - Tel. 22085 - 27483

VERIFICARE MISURE E QUOTE

COMMITTENTE: IACP BRINDISI
INTERVENTO 001-42-1 LOTTO 1 - S. ELIA EST
PAL. LINEA

PROGETTO DELLE STRUTTURE

SOSTITUISCE IL N.
SOSTITUITO DAL N.
SCALA 1:50

CARPENTERIA ed ARMATURA SCALA

IL COMMITTENTE:
IL PROGETTISTA:

N. B. - Adoperare:

1) - Calcestruzzo di resistenza caratteristica minima pari a ~~200 - 250~~ 300 Kg./cmq.
~~2) - Acciaio in barre tonde lisce tipo FeB32k~~
3) - Acciaio ad aderenza migliorata tipo FeB38k - FeB44k

UFFICIO DEL GENIO CIVILE - BRINDISI
Si attesta che copia del presente atto risulta depositata presso questo Ufficio ai sensi della Legge 5-11-1971 n. 1086.
Il Funzionario addetto

Visto: L'INGEGNERE CAPO
(Renato Lenoce)

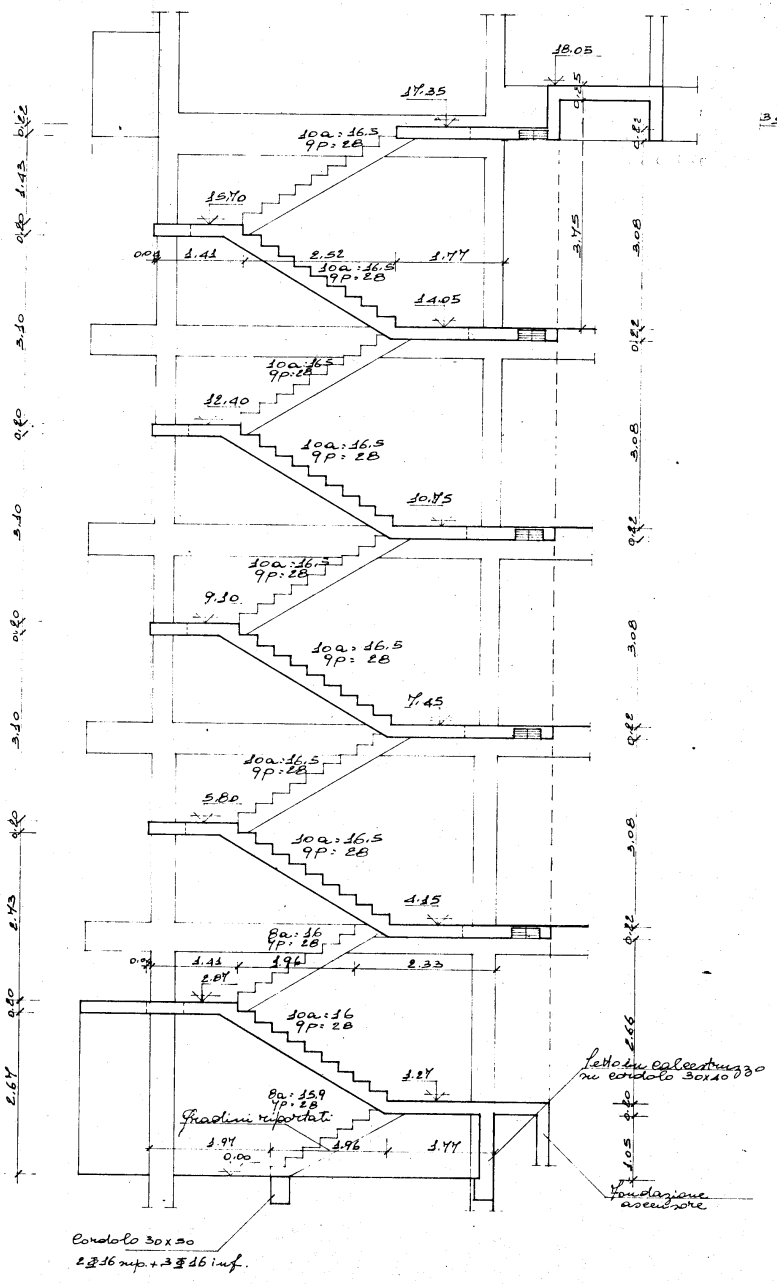
18.05
17.35
0.25
0.22
10a: 16.5
9p: 28
15.70
0.20
1.43
0.22
0.02
1.41
2.52
1.77
3.75
3.08
10a: 16.5
9p: 28
14.05
3.10
0.22
10a: 16.5
9p: 28
12.40
0.20
10a: 16.5
9p: 28
3.08
10.75
3.10
0.22
10a: 16.5
9p: 28
9.10
0.20
10a: 16.5
9p: 28
3.08
7.45
3.10
0.22
10a: 16.5
9p: 28
5.80
0.20
10a: 16.5
9p: 28
3.08
4.15
2.43
0.22
8a: 16
9p: 28
0.02
1.41
1.96
2.33
2.87
0.20
10a: 16
9p: 28
2.66
1.27
2.67
8a: 15.9
7p: 28
Gradini riportati
1.97
0.00
1.96
1.77
0.20
1.05
Setto in calcestruzzo 30 su cordolo 30x40
Fondazione ascensore
Cordolo 30x30
2Φ16 sup. + 3Φ16 inf.

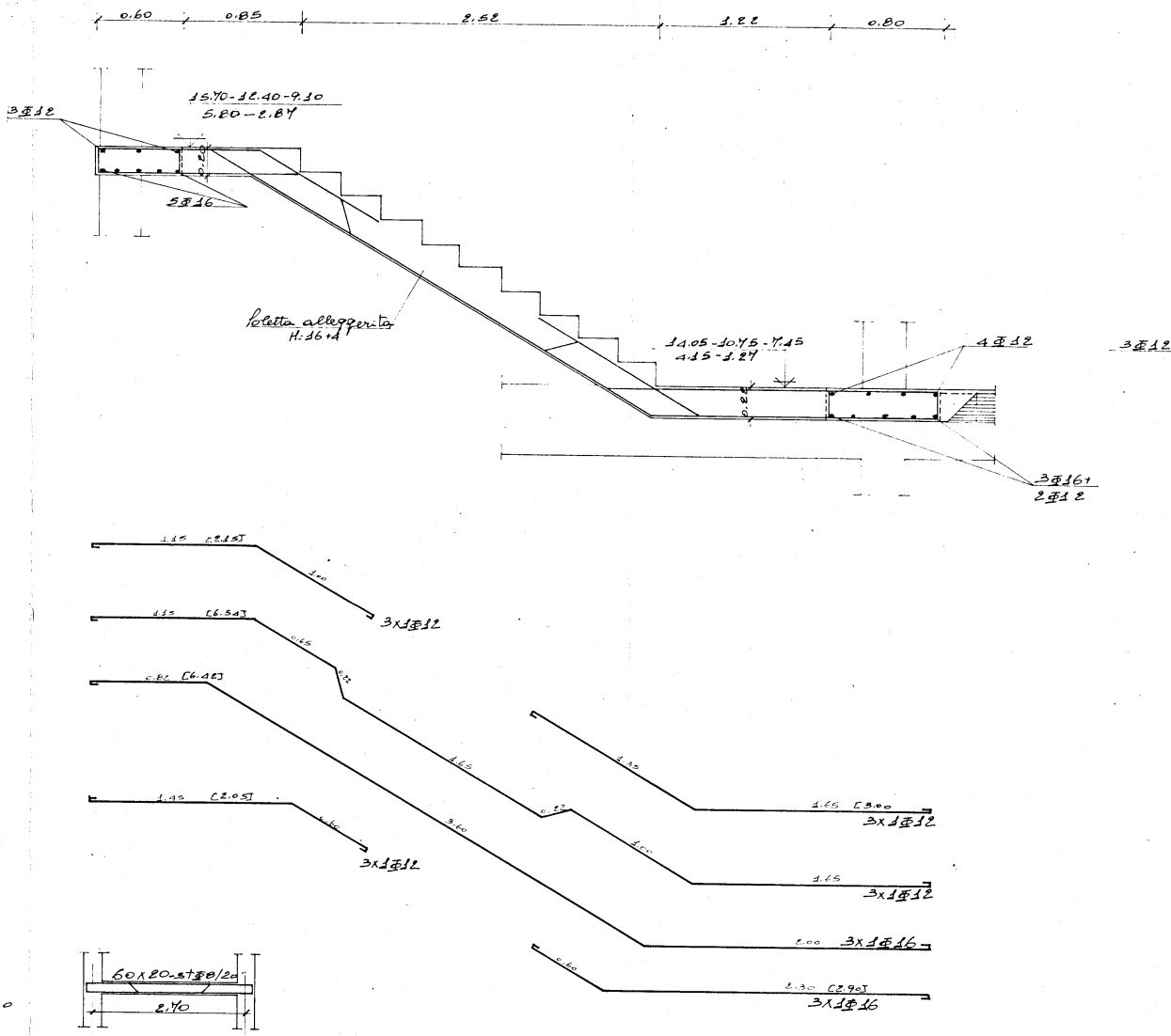
0.60
0.85
2.52
1.22
0.80
3Φ12
15.70-12.40-9.10
5.80-2.87
0.20
5Φ16
Soletta alleggerita
H: 16+4
14.05-10.75-7.45
4.15-1.27
0.22
4Φ12
3Φ12
3Φ16+
2Φ12
1.15 [2.15]
1.00
3x1Φ12
1.15 [6.54]
0.65
0.22
1.65
0.22
1.00
1.65
3x1Φ12
0.80 [6.42]
3.60
2.00
3x1Φ16
1.35
1.65 [3.00]
3x1Φ12
1.45 [2.05]
1.60
3x1Φ12
0.60
2.30 [2.90]
3x1Φ16

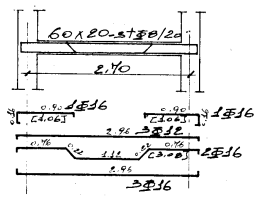
60x20-stΦ8/20
2.70
0.90 1Φ16
[1.06]
0.90
[1.06]
1Φ16
2.96 3Φ12
0.76
0.22
1.12
0.22
0.76
[3.08]
2Φ16
2.96
3Φ16

Trave pianerottoli di riposo

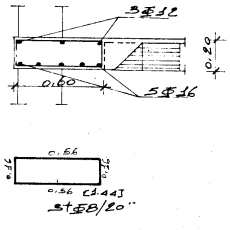
3Φ12
0.20
0.60
5Φ16
0.66
0.56 [1.44]
stΦ8/20"

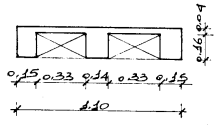
0.04
0.16
0.20
0.15
0.33
0.14
0.33
0.15
1.10

Sezione rampe

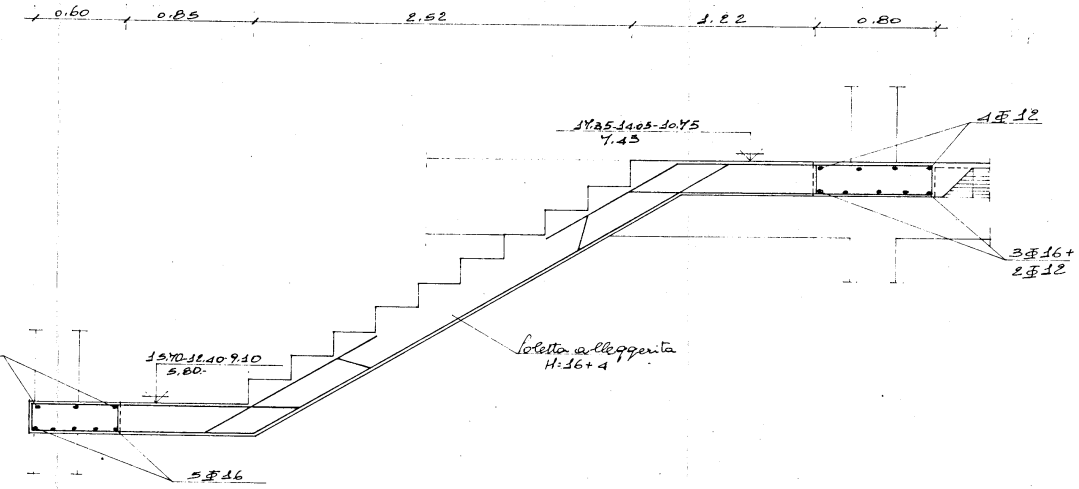
0.60
0.85
2.52
1.22
0.80
17.35-14.05-10.75
7.43
4Φ12
3Φ16+
2Φ12
Soletta alleggerita
H:16+4
15.70-12.40-9.10
5.80-
5Φ16

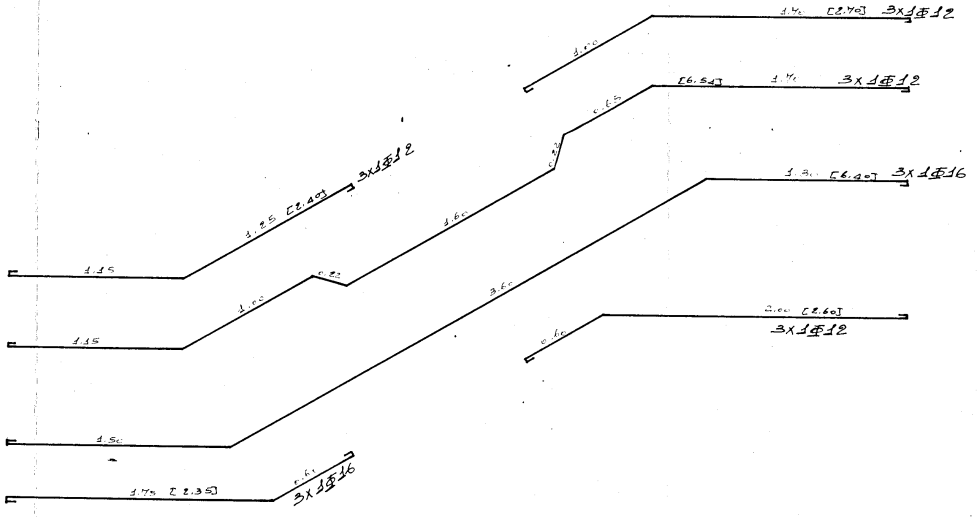
1.40 [2.70] 3x1Φ12
1.00
[6.54] 1.40 3x1Φ12
0.65
0.22
1.60
0.22
1.00
1.15
1.25 [2.40] 3x1Φ12
1.15
1.30 [6.40] 3x1Φ16
3.60
1.50
2.00 [2.60]
3x1Φ12
0.60
1.75 [2.35]
0.61
3x1Φ16

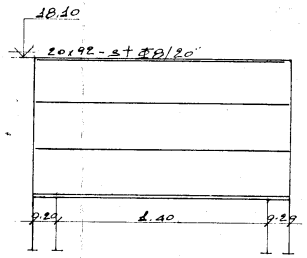
18.10
20x92 - st Φ8/20"
0.20
1.40
0.20

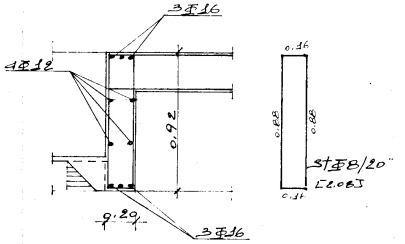
3Φ16
4Φ12
0.92
0.20
3Φ16
0.16
0.88
0.88
st Φ8/20"
[2.08]
0.16

Sgocciolat

Trave di bordo soletta ascensore


1.76 3Φ16
1.76 4Φ12
1.76 3Φ16

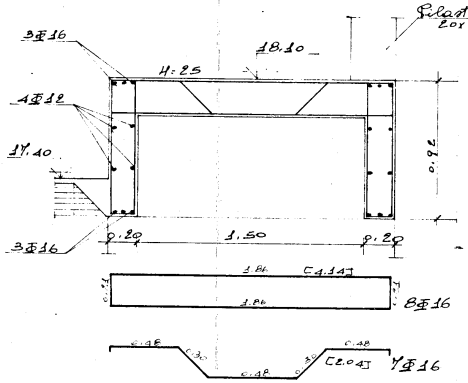
Pilastrini
20x30
3Φ16
18.10
H:25
4Φ12
17.40
0.92
3Φ16
0.20
1.50
0.20
1.86 [4.14]
0.21
1.86
8Φ16
0.48
0.30
0.48
0.30
0.48
[2.04]
7Φ16

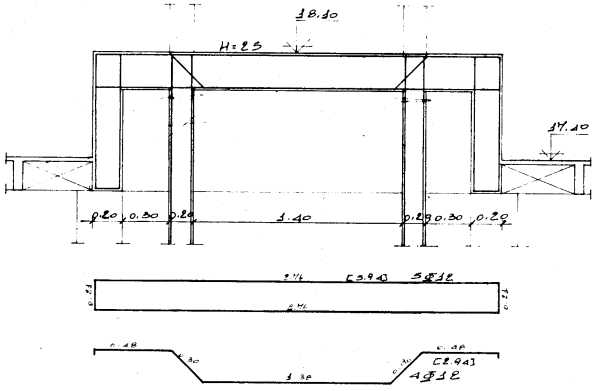
18.10
H:25
17.40
0.20
0.30
0.20
1.40
0.20
0.30
0.20
2.76 [5.94] 5Φ12
0.21
2.76
0.21
0.48
0.30
1.38
0.30
0.48
[2.94]
4Φ12

Soletta ascensore

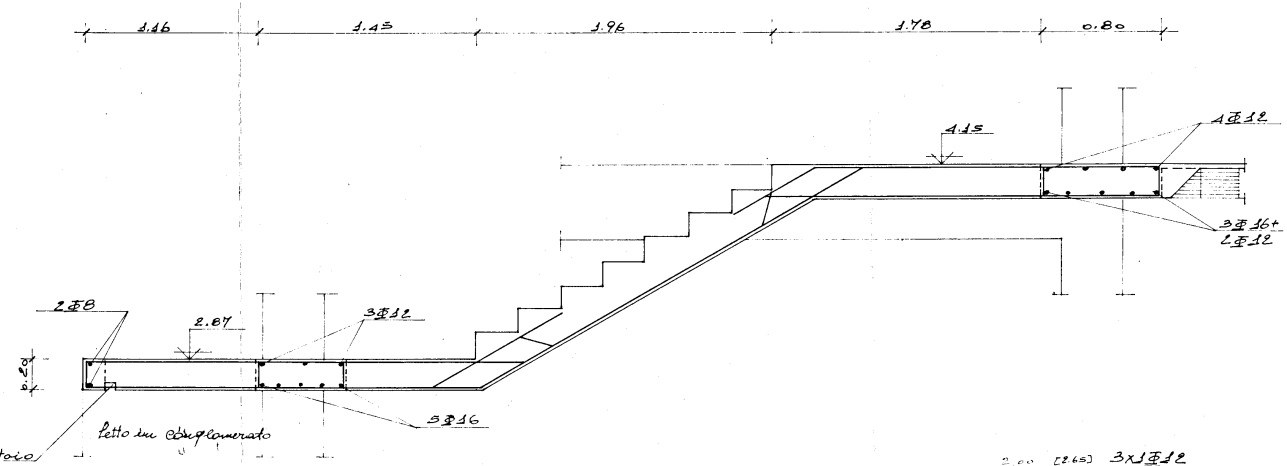
1.16
1.45
1.96
1.78
0.80
4.15
1Φ12
0.22
3Φ16+
2Φ12
2Φ8
2.87
3Φ12
0.20
5Φ16
letto in conglomerato
toio

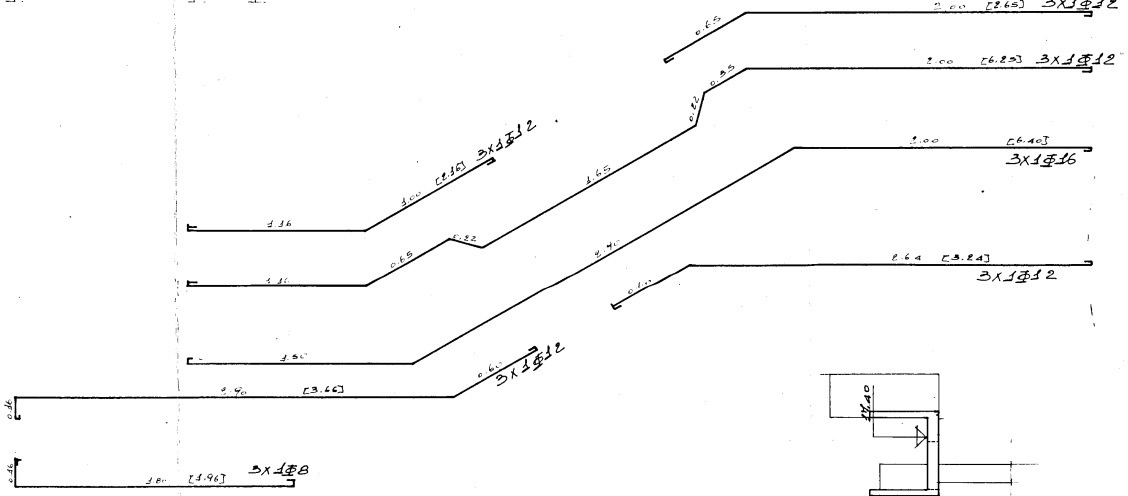
0.65
2.00 [2.65] 3x1Φ12
0.35
0.22
2.00 [6.25] 3x1Φ12
1.65
2.00 [6.40]
3x1Φ16
1.00 [2.16] 3x1Φ12
1.16
0.65
0.22
2.40
2.64 [3.24]
3x1Φ12
1.50
0.60 3x1Φ12
2.90 [3.66]
1.80 [1.96] 3x1Φ8

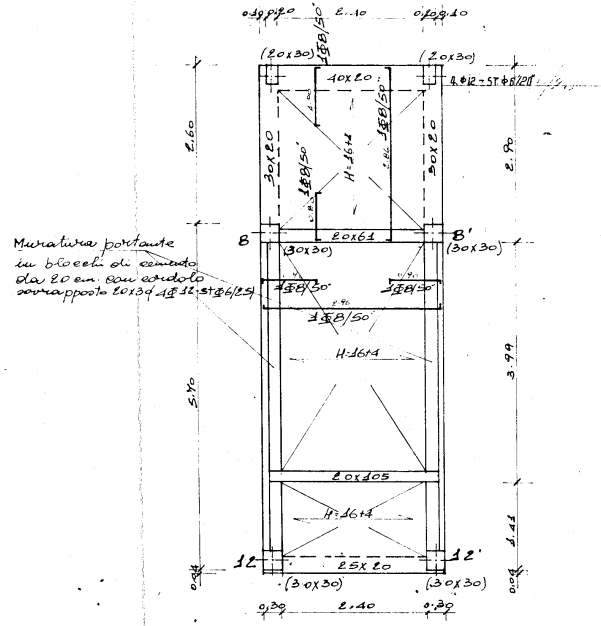
0.10 0.20
2.10
0.20 0.10
(20x30)
1Φ8/50'
(20x30)
40x20
4Φ12 - ST Φ6/20"
2.60
30x20
1Φ8/50'
H=16+4
1Φ8/50'
30x20
2.90
8
20x61
8'
(30x30)
(30x30)
Muratura portante
in blocchi di cemento
da 20 cm. con cordolo
sovrapposto 20x30 4Φ12-stΦ6/25
1Φ8/50'
1Φ8/50'
1Φ8/50'
H=16+4
5.70
3.99
20x105
H=16+4
1.41
12
25x20
12'
0.04
0.04
(30x30)
(30x30)
0.30
2.40
0.30

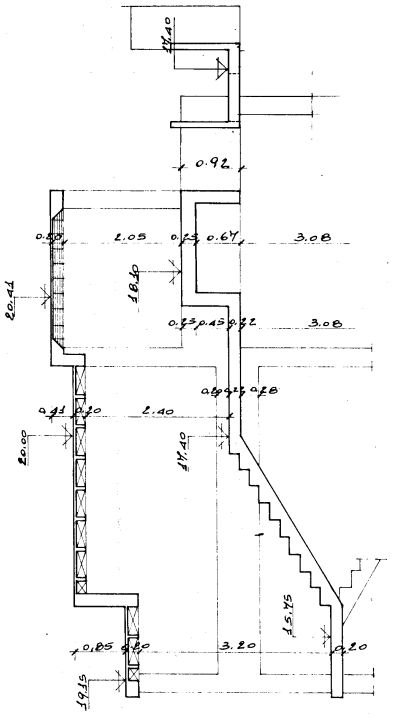
17.40
0.92
0.20
2.05
0.25
0.67
3.08
20.41
18.10
0.23
0.45
0.22
3.08
0.20
0.28
0.41
0.20
2.40
20.00
17.40
15.75
0.85
0.20
3.20
0.20
19.15

2Φ8
6Φ12
stΦ8/25
0.20
1.05

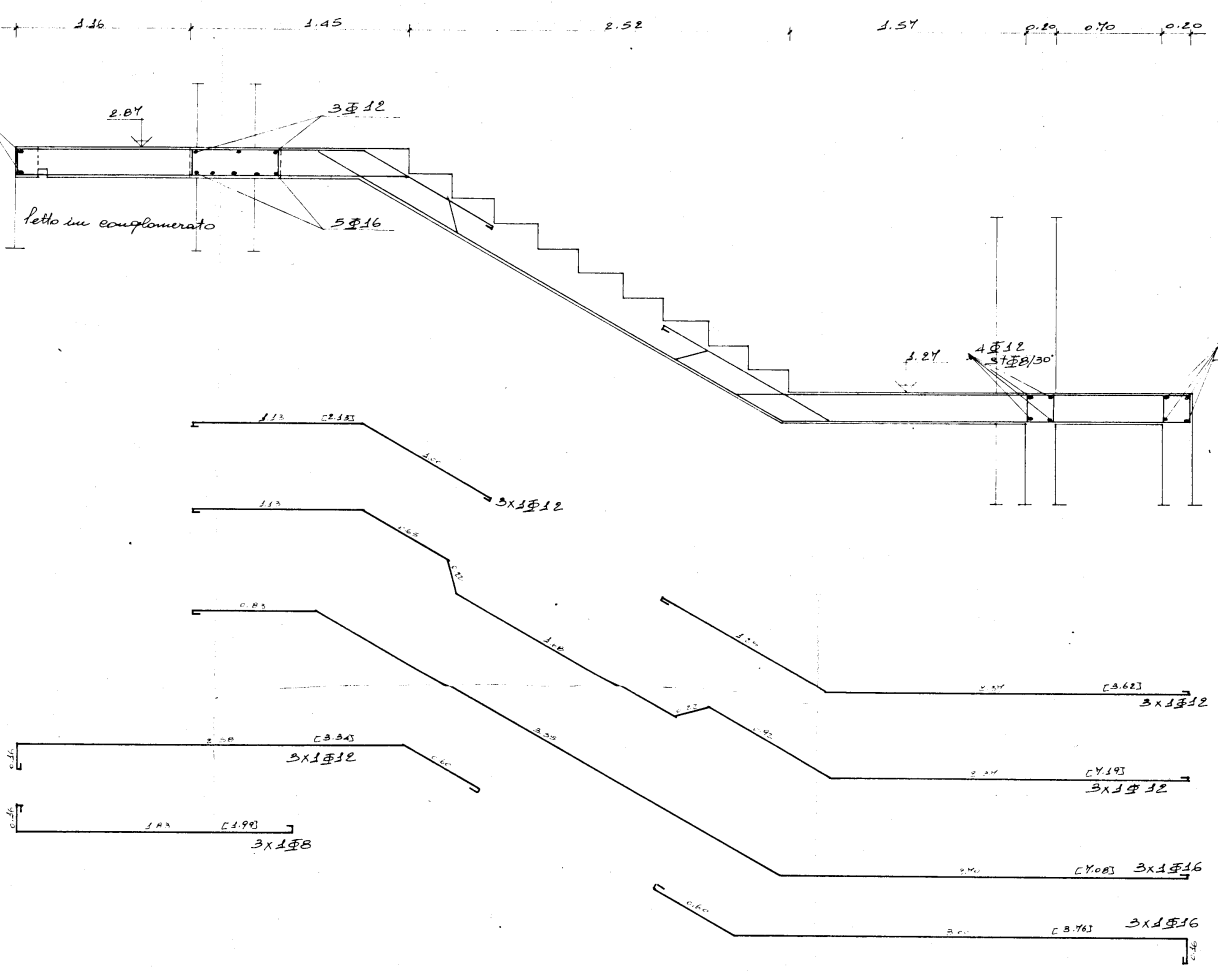
1.16
1.45
2.52
1.57
0.20
0.70
0.20
2.87
3Φ12
5Φ16
letto in conglomerato
1.27
4Φ12
st Φ8/30"
4Φ12
st Φ8/30"
[2.13]
3x1Φ12
[3.62]
3x1Φ12
[4.19]
3x1Φ12
[3.34]
3x1Φ12
[1.99]
3x1Φ8
[4.08]
3x1Φ16
[3.76]
3x1Φ16

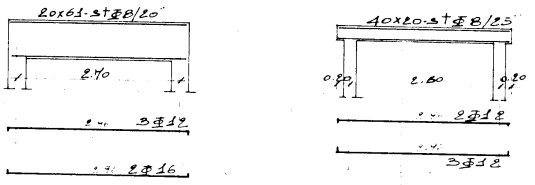
20x61-st Φ8/20"
2.70
3Φ12
2Φ16
40x20-st Φ8/25
0.20
2.60
0.20
2Φ12
3Φ12

Travi di copertura