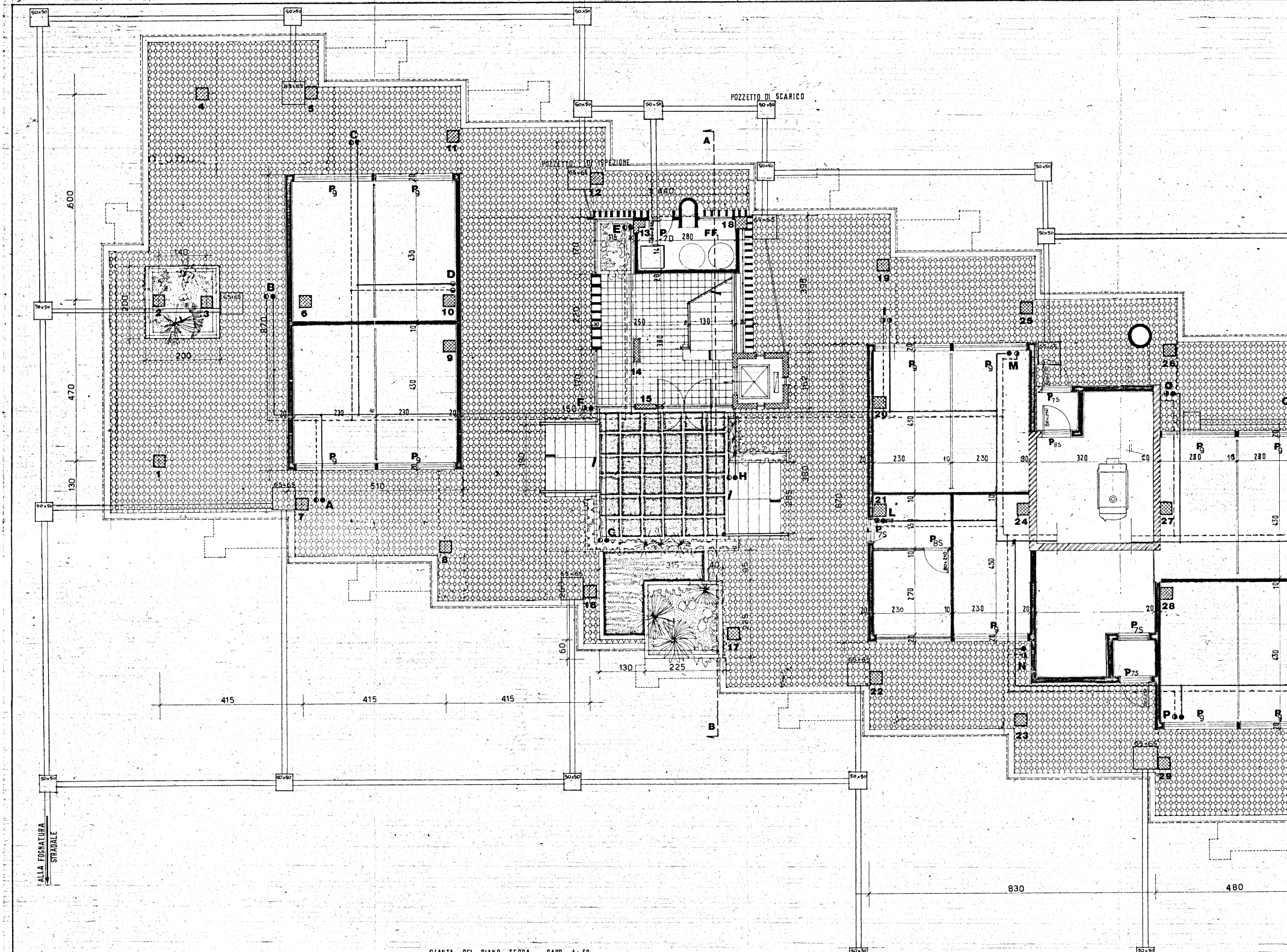
POZZETTO DI SCARICO
POZZETTO DI ISPEZIONE
ALLA FOGNATURA STRADALE
50x50
65x65
A
B
C
D
E
F
FF
G
H
I
L
M
N
O
P
1
2
3
4
5
6
7
8
9
10
11
12
13
14
15
16
17
18
19
20
21
22
23
24
25
26
27
28
29
600
470
130
870
415
415
415
510
830
480
5295

PIANTA DEL PIANO TERRA — RAPP. 1:50

GESTIONE CASE LAVORATORI
(legge 14-2-63 n.60)

19

STAZ. APP. I.A.C.P.
Brindisi

progetto esecutivo dell'edificio di case per lavoratori in Brindisi quartiere commenda-ovest

PIANTA DEL PIANO TERR
RAPP: 1:50

SCHEMA IMPIANTO DI RISCALDAMENTO E DELLE FOGNATURE

progettista : dott. arch. concetto santuccio
collaboratore : dott. arch. ferdinando d'agostino

data 30-10-969

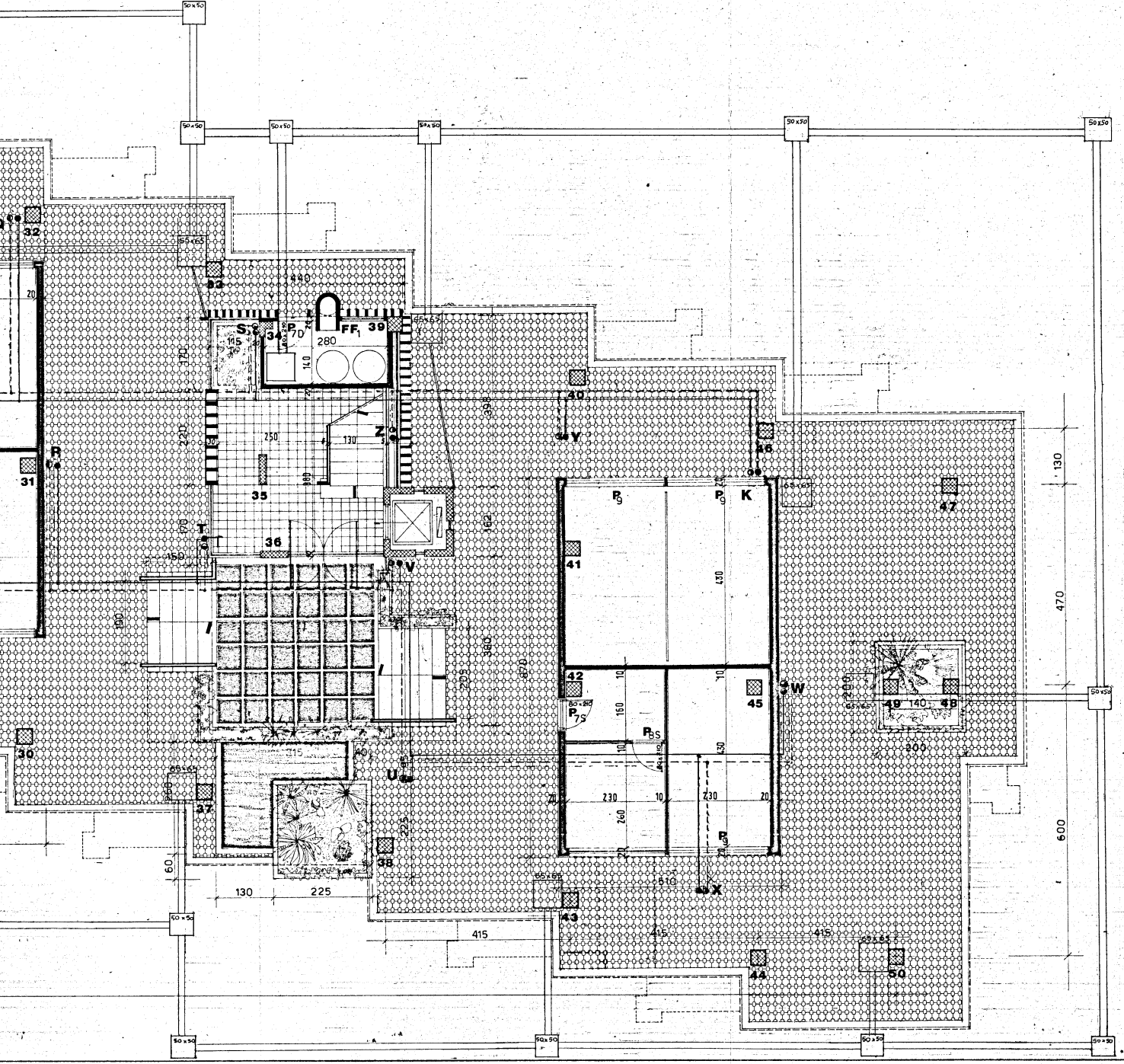
50x50
30
31
32
33
34
35
36
37
38
39
40
41
42
43
44
45
46
47
48
49
50
R
S
T
U
V
W
X
Y
Z
K
FF1
P7D
P9
P7S
P8S
440
280
250
130
150
190
380
670
470
130
600
430
160
230
260
510
415
225
140
200
65x65

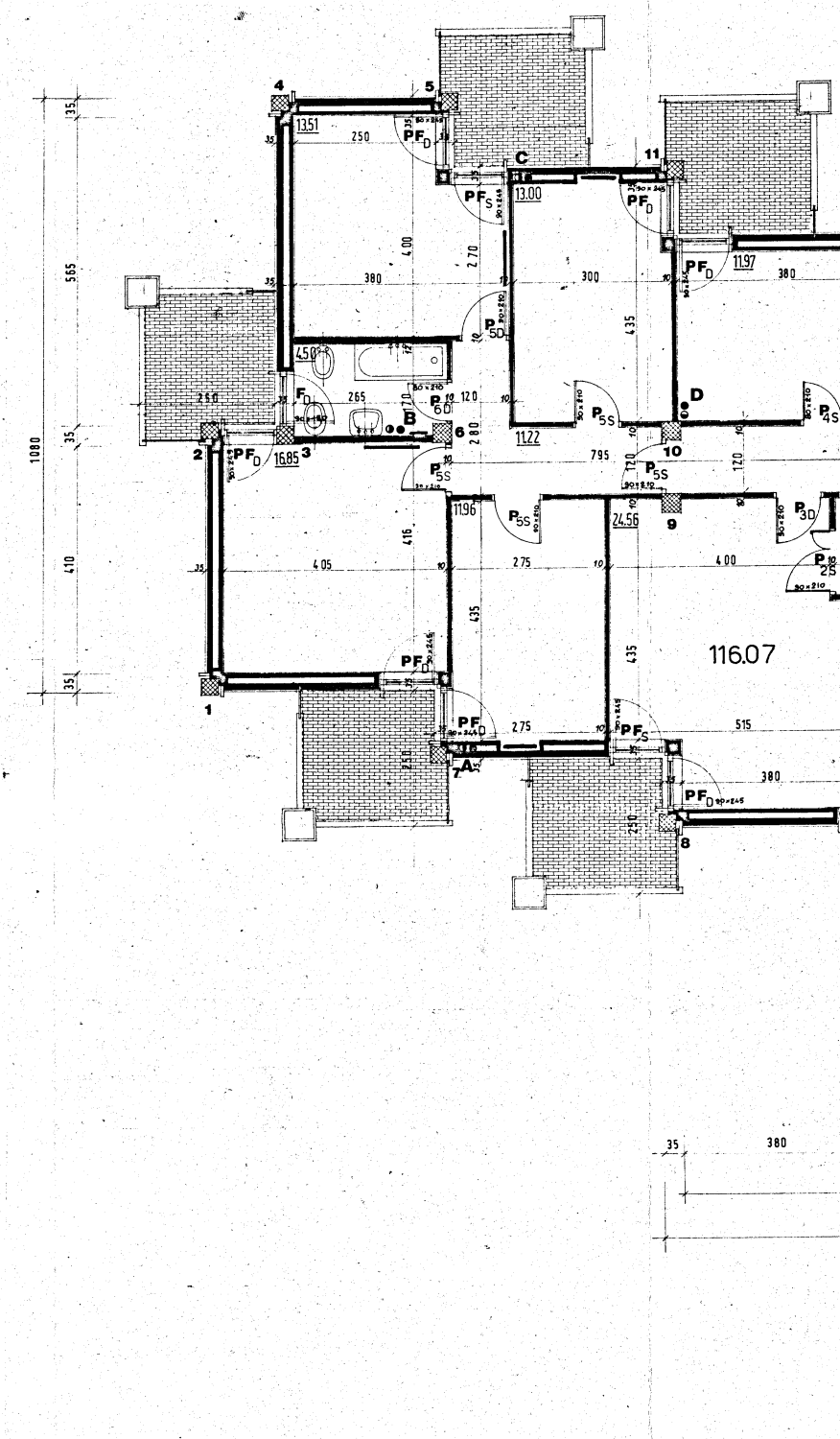
1
2
3
4
5
6
7
8
9
10
11
A
B
C
D
13.51
13.00
11.97
4.50
11.22
16.85
11.96
24.56
116.07
PFD
PFS
P5D
P6D
P5S
P4S
P3D
P2S
FD
250
380
300
435
265
120
795
405
416
275
400
515
380
565
1080
410
35

PIANTA DEL PIANO TIPO RAPP

GESTIONE CASE LAVORATORI
(legge 14-2-63 n.60)

STAZ. APP. I.A.C.P.
Brindisi

progetto esecutivo dell'edificio di case per lavoratori in Brindisi quartiere commenda-ovest

PIANTA DEL PIANO TIPO
RAPP. 1:50

progettista : dott.arch. concetto santuccio
collaboratore : dott.arch. ferdinando d'agostino

data 30-10-989

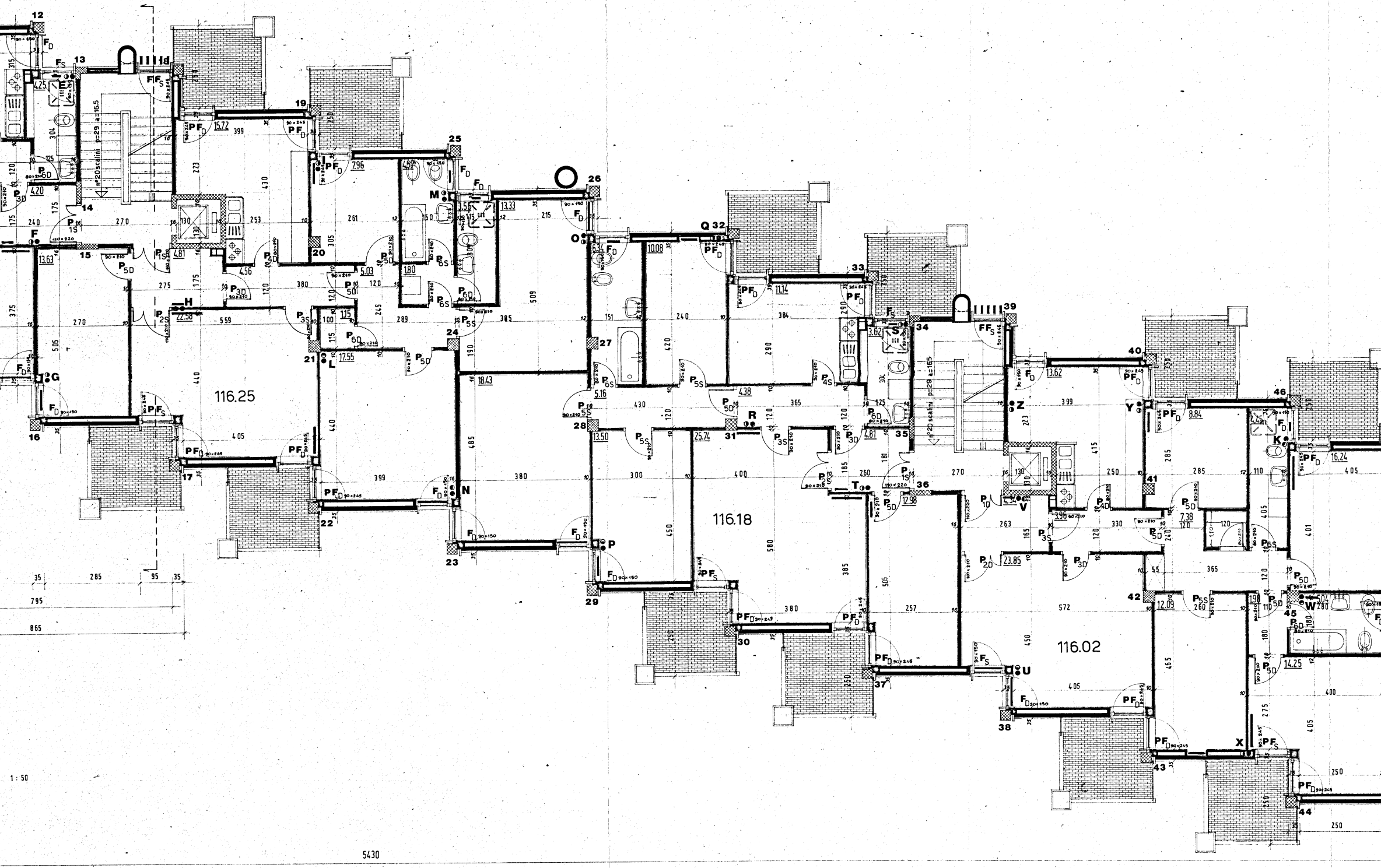
116.25
116.18
116.02
m°20 scalini p=29 a=16.5
m°20 scalini p=29 a=16.5
1 : 50
5430
795
865
35
285
95
15.72
7.96
13.33
13.63
22.58
17.55
18.43
10.08
11.14
13.62
8.84
16.24
13.50
25.74
12.98
23.85
12.09
14.25
PF_D 90×245
F_D 90×150
P_{5D} 90×210

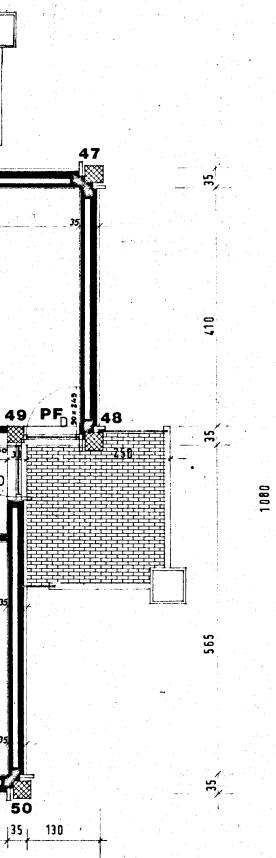
47
48
49
PF D
50
35
410
1080
565
130
250

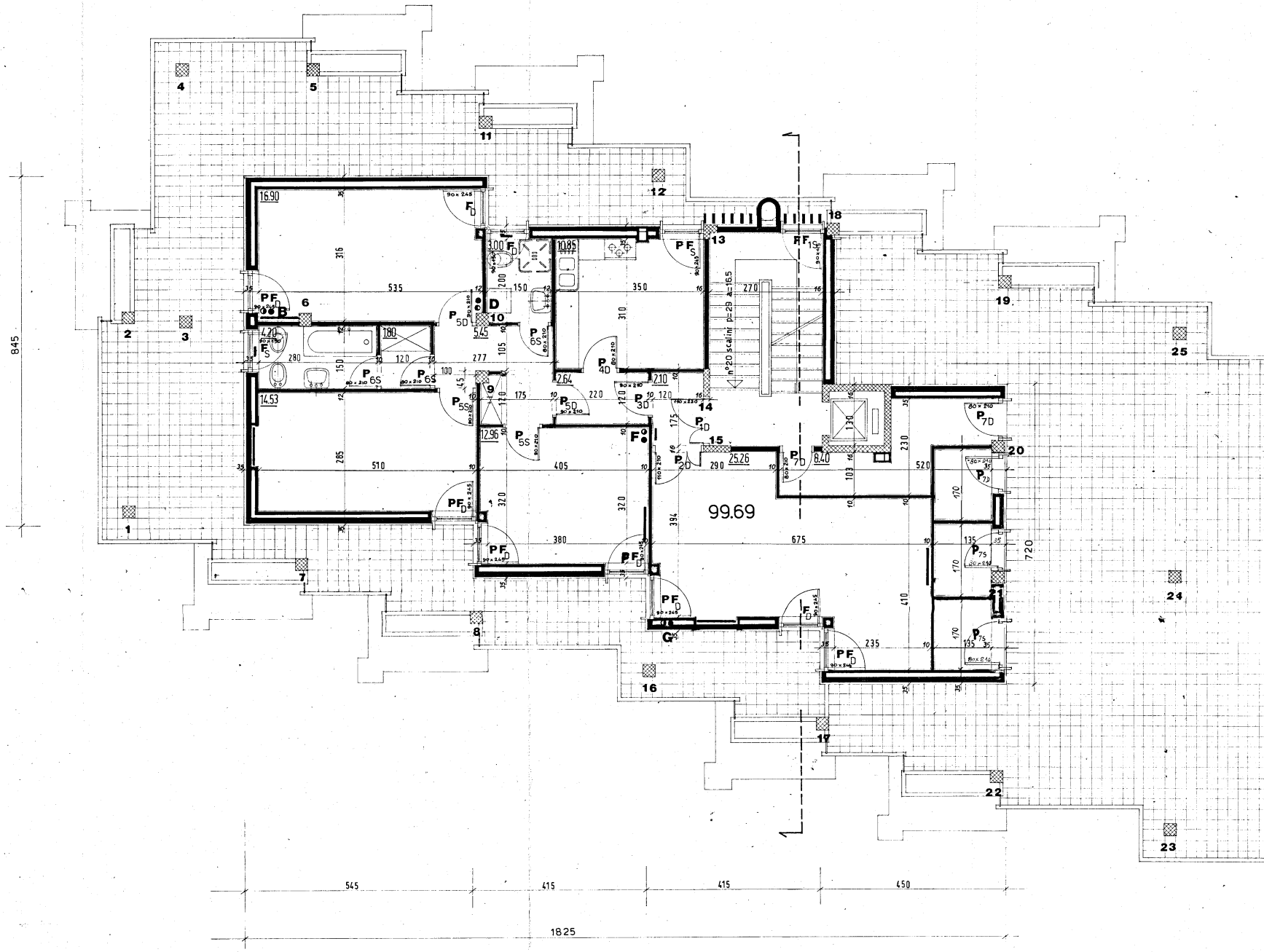
1
2
3
4
5
6
7
8
9
10
11
12
13
14
15
16
17
18
19
20
21
22
23
24
25
16.90
3.00
10.85
4.20
1.80
5.45
14.53
12.96
2.64
2.10
25.26
8.40
99.69
n°20 scalini p=29 a=16.5
845
720
545
415
415
450
1825

PIANTA DEL PIANO ULTIMO RAPP. 1:50

GESTIONE CASE LAVORATORI
(legge 14-2-63 n.60)

STAZ. APR. I.A.C.P.
Brindisi

progetto esecutivo dell'edificio di case per lavoratori in Brindisi quartiere commenda-ovest

PIANTA DEL PIANO
ULTIMO RAPP. 1:50

progettista : dott. arch. concetto santuccio
collaboratore ; dott. arch. ferdinando d'agostino

data 30-10-969

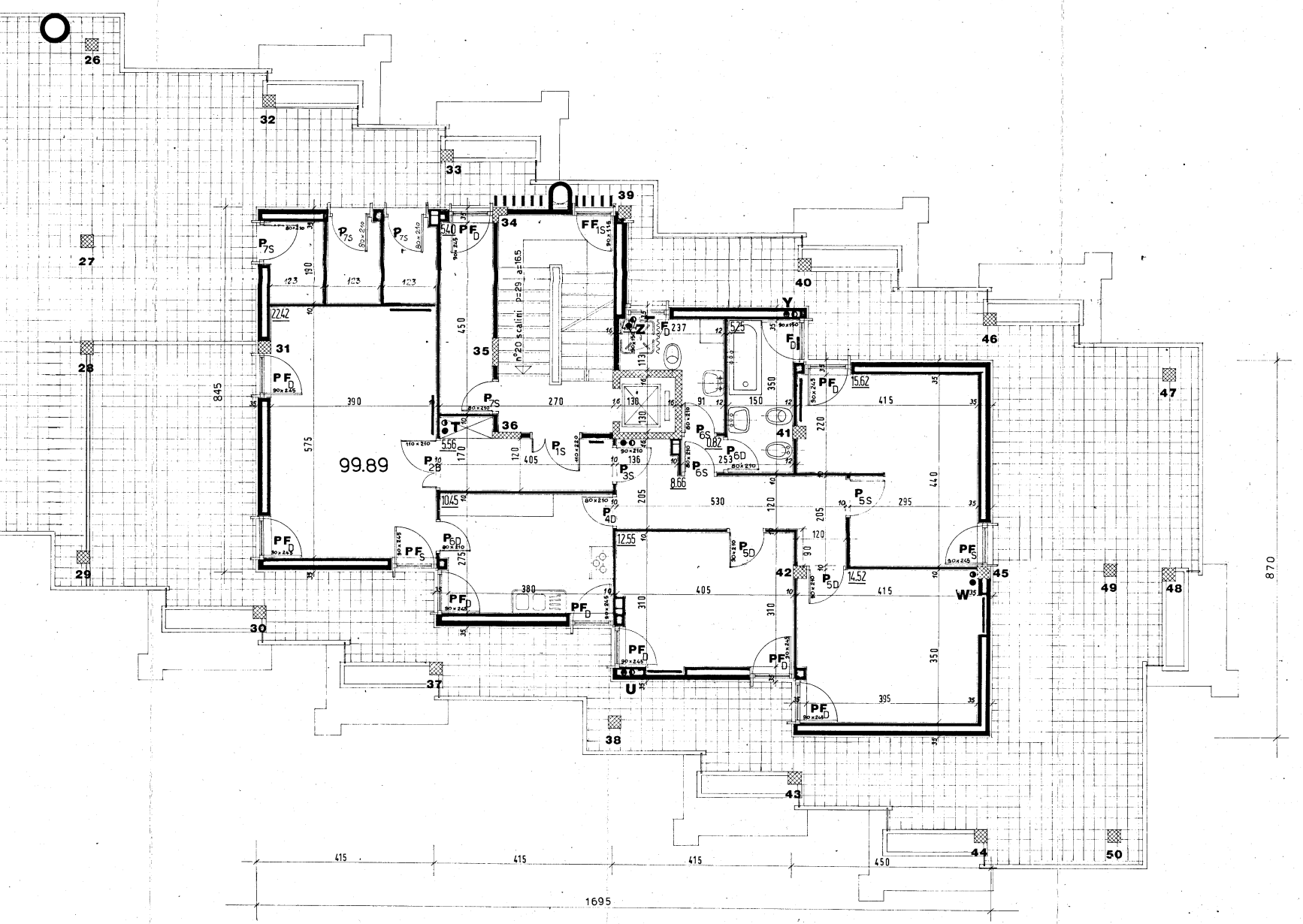
26
27
28
29
30
31
32
33
34
35
36
37
38
39
40
41
42
43
44
45
46
47
48
49
50
T
U
W
Y
Z
99.89
22.42
5.40
5.56
10.45
12.55
14.52
15.62
5.25
2.37
0.82
8.66
n°20 scalini p=29 a=16.5
P7S
P2B
P1S
P3S
P4D
P5D
P5S
P6S
P6D
PFD
PFS
FF1S
FD
390
575
845
450
270
405
170
120
136
130
205
530
380
275
310
415
395
350
440
295
220
150
91
253
123
190
870
1695
450
80×210
90×245
110×210