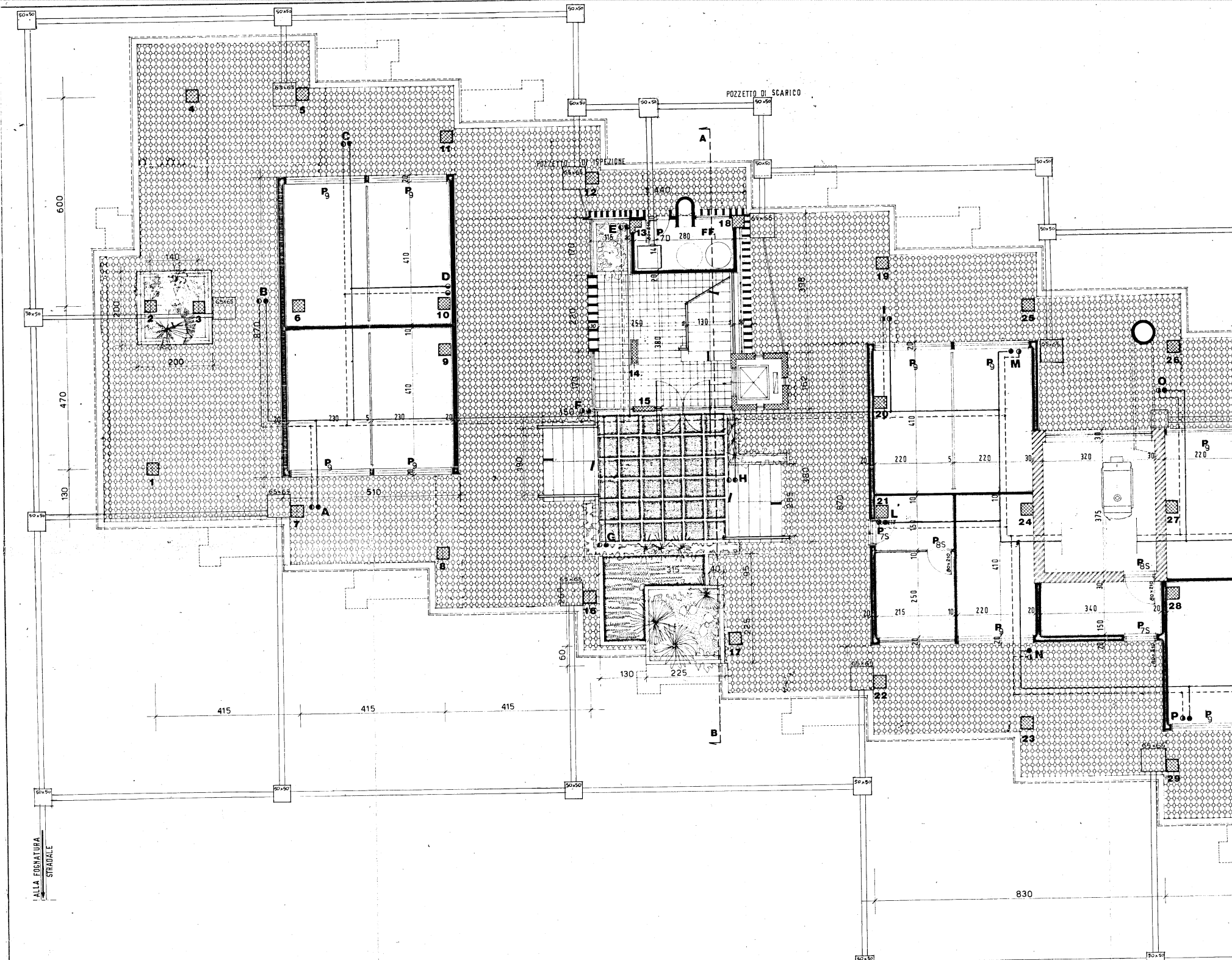
50x50
POZZETTO DI SCARICO
POZZETTO DI ISPEZIONE
65x65
A
B
C
D
E
F
FF
G
H
I
L
M
N
O
P
P9
P7D
P7S
P8S
1
2
3
4
5
6
7
8
9
10
11
12
13
14
15
16
17
18
19
20
21
22
23
24
25
26
27
28
29
600
470
130
140
200
820
410
230
510
440
280
250
130
380
398
162
870
265
315
225
220
320
375
340
150
415
830
60
80x210
ALLA FOGNATURA STRADALE
5295

PIANTA DEL PIANO TERRA RAPP. 1:50

GESTIONE CASE LAVORATORI
(legge 14-2-63 n.60)

19

STAZ. APP. I.A.C.P.
Brindisi

progetto esecutivo dell'edificio di case per lavoratori in Brindisi quartiere commenda-ovest

PIANTA DEL PIANO TERRA
RAPP: 1:50

SCHEMA IMPIANTO DI
RISCALDAMENTO E
DELLE FOGNATURE

progettista : dott.arch. concetto santuccio
collaboratore : dott.arch. ferdinando d'agostino

data 30-10-969

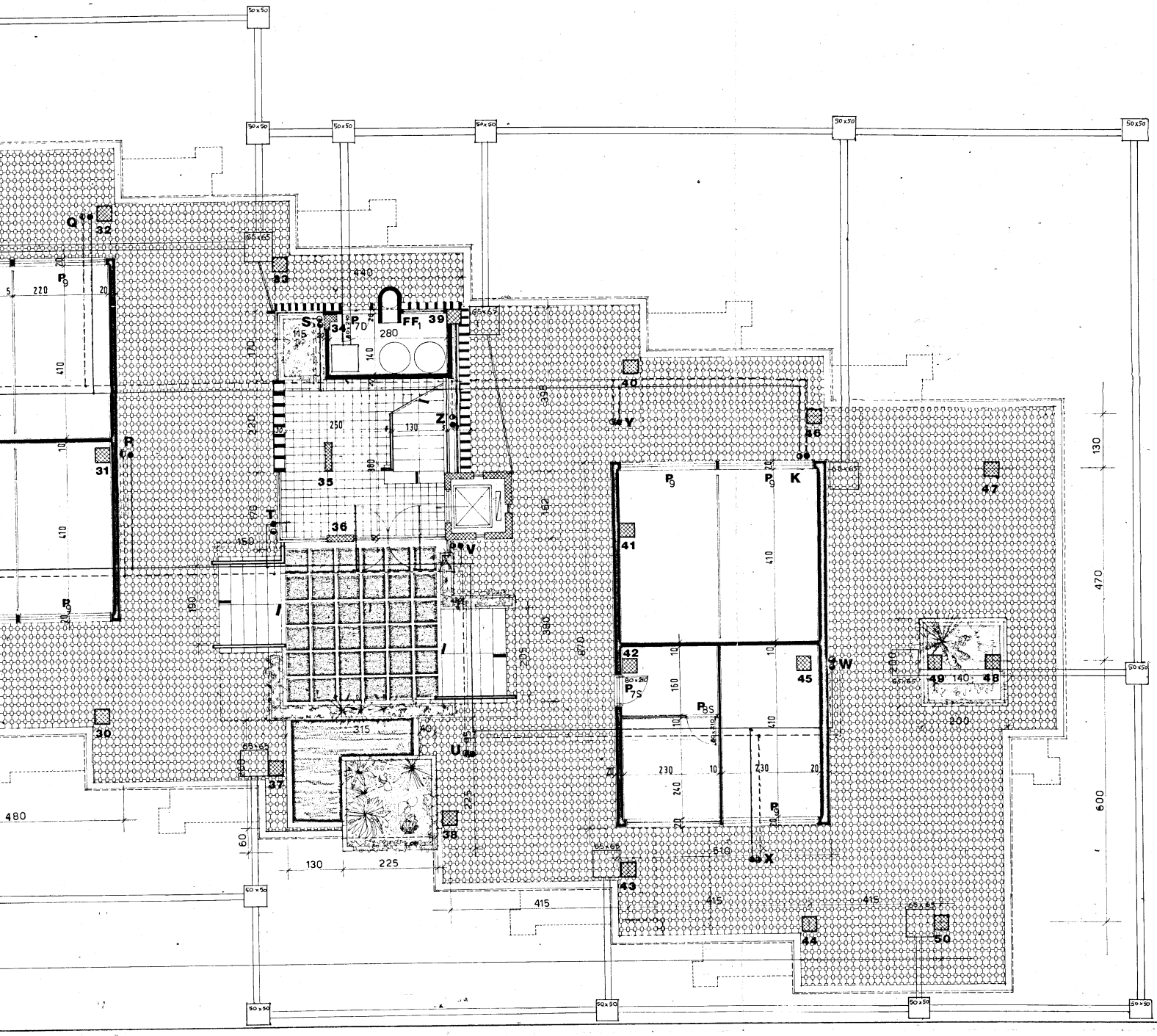
50×50
65×65
Q
32
33
P9
220
410
31
R
T
36
35
250
130
Z
S
34
P7D
280
FF1
39
440
115
140
170
40
Y
46
K
P9
47
41
V
42
P7S
160
P8S
45
W
49
140
48
200
230
240
U
37
38
315
130
225
480
60
415
43
X
610
44
50
130
470
600
30

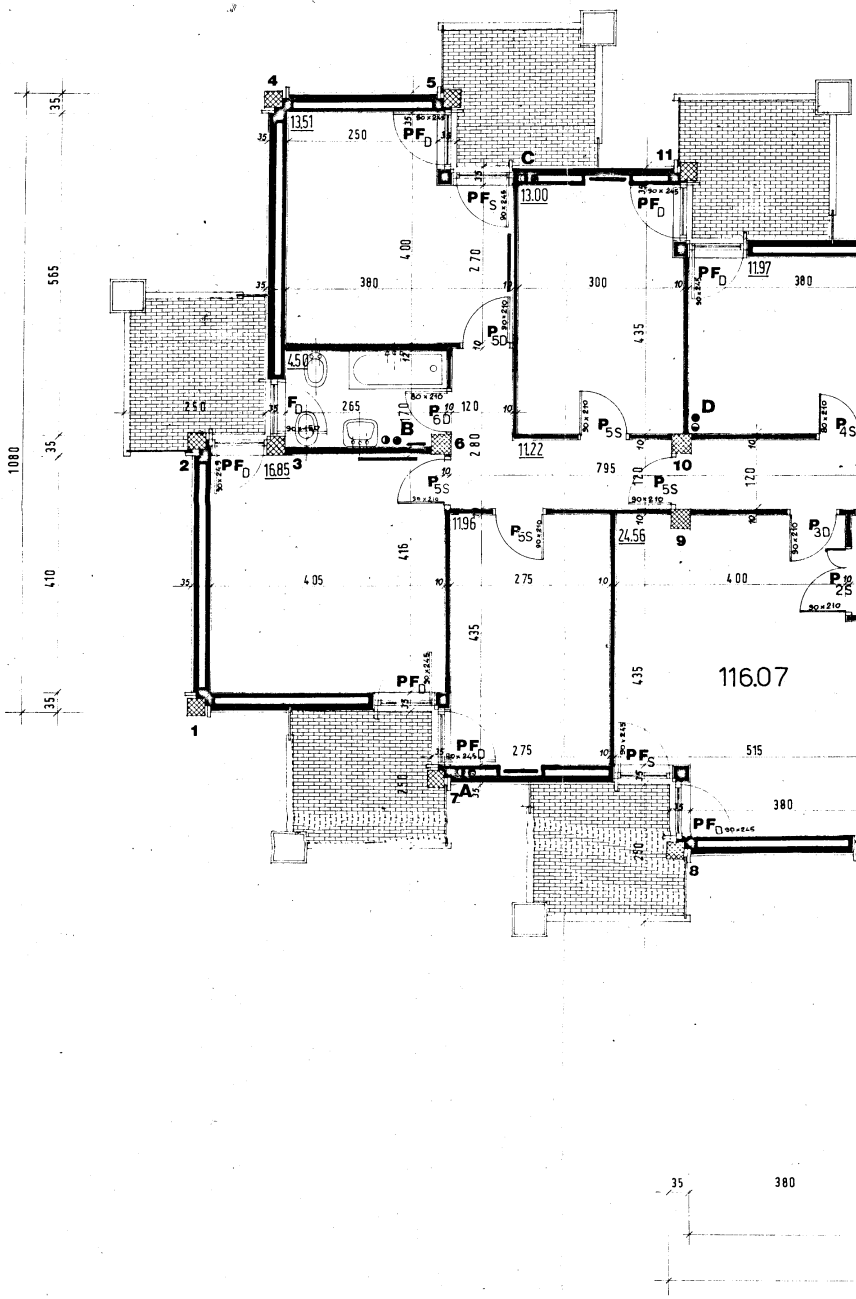
4
5
13.51
250
PFD
C
11
13.00
PFS
PFD
11.97
380
400
270
300
435
565
PD
PSD
4.50
FD
265
120
B
6
D
250
2
PFD
16.85
3
11.22
795
10
P5S
1080
410
405
416
11.96
275
24.56
9
400
P3D
P2S
116.07
PF
1
7
A
PFS
275
515
380
PFD
8
35

PIANTA DEL PIANO TIPO RAPP.

GESTIONE CASE LAVORATORI
(legge 14-2-63 n.60)

STAZ. APP. I.A.C.P.
Brindisi

progetto esecutivo dell'edificio di case per lavoratori in Brindisi quartiere commenda-ovest

PIANTA DEL PIANO TIPO
RAPP: 1:50

progettista : dott. arch. concetto santuccio
collaboratore : dott. arch. ferdinando d'agostino

data 30-10-969

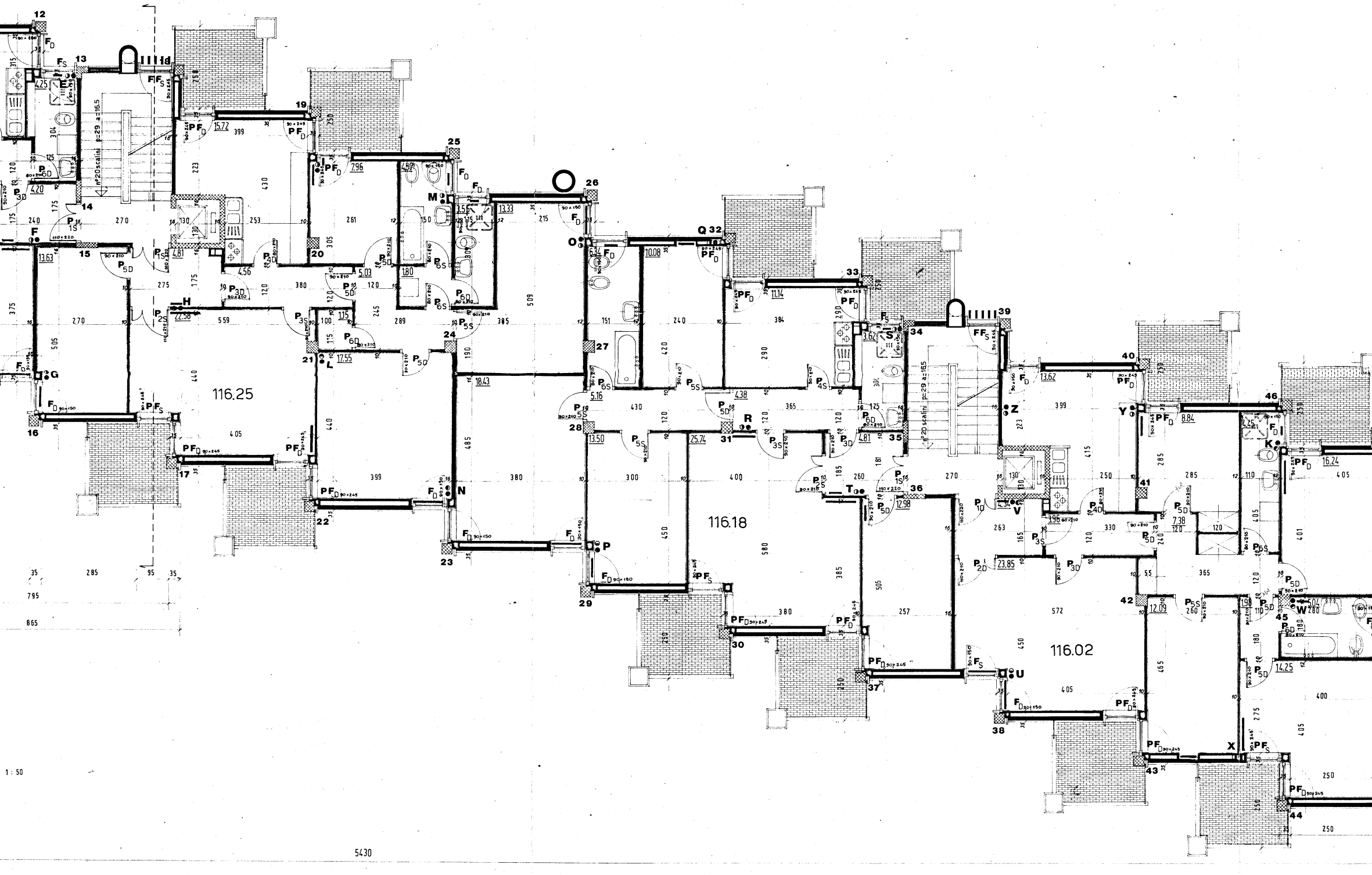

116.25
116.18
116.02
n°20 scalini p=29 a=16.5
n°20 scalini p=29 a=16.5
12
13
14
15
16
17
19
20
21
22
23
24
25
26
27
28
29
30
31
32
33
34
35
36
37
38
39
40
41
42
43
44
45
46
F
G
H
L
M
N
O
P
Q
R
S
T
U
V
W
X
Y
Z
K
4.25
4.20
13.63
15.72
7.96
4.81
4.56
5.03
22.58
1.15
17.55
1.80
3.56
13.33
18.43
5.16
13.50
6.34
10.08
4.38
25.74
11.14
3.62
4.81
12.98
13.62
8.84
4.34
3.96
23.85
7.38
12.09
16.24
14.25
1.98
PF_D
PF_S
F_D
F_S
FF_S
P_1S
P_2S
P_3S
P_3D
P_5D
P_5S
P_6D
P_6S
90×210
90×245
90×150
110×220
35
285
95
35
795
865
5430

1 : 50

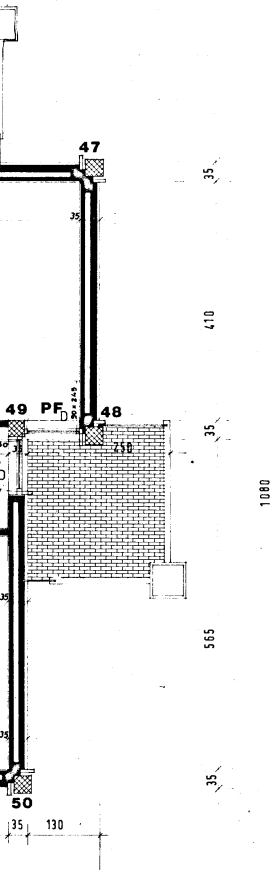
47
48
49
PF_D
90x245
250
50
35
35
130
410
1080
565

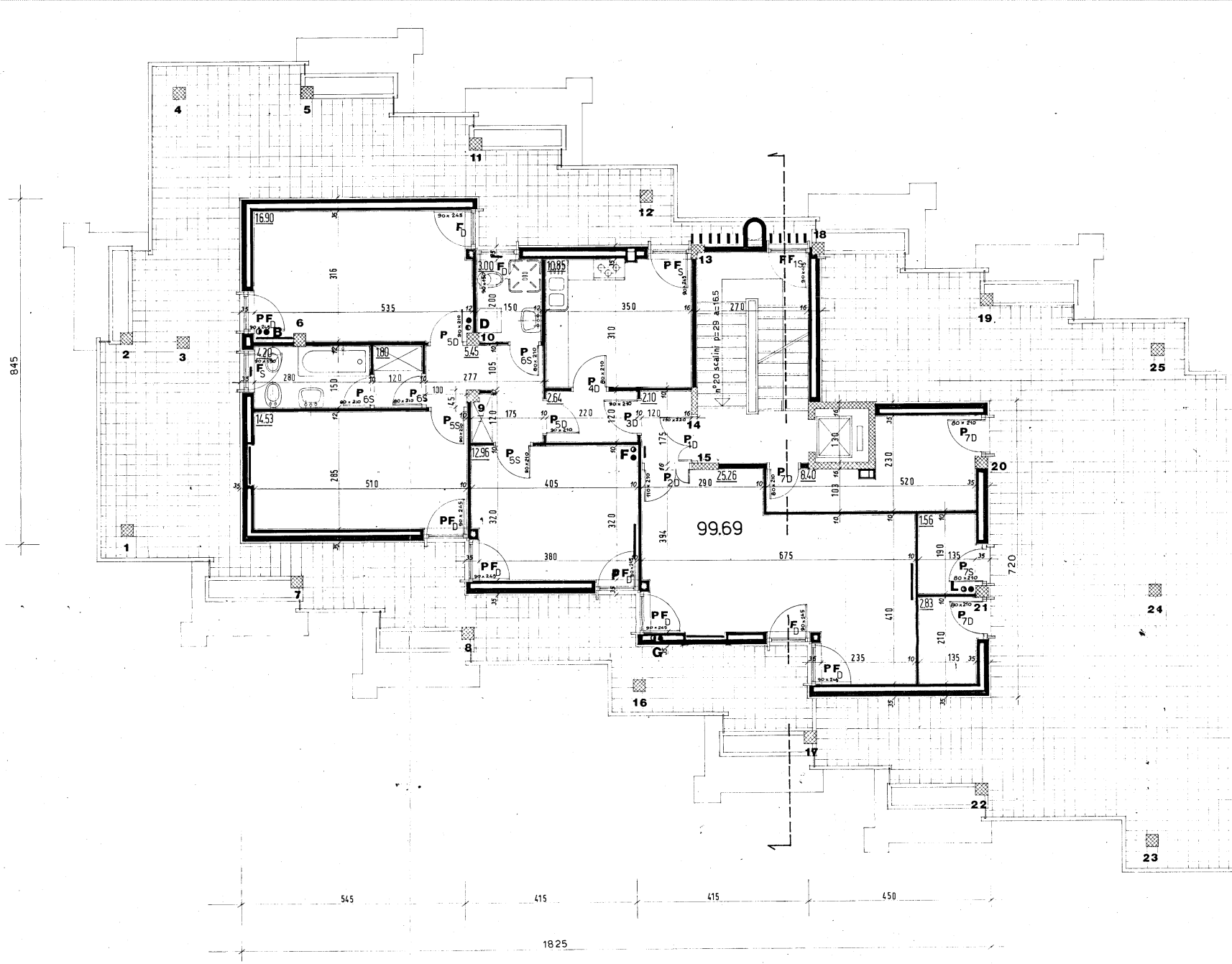
1
2
3
4
5
6
7
8
9
10
11
12
13
14
15
16
17
18
19
20
21
22
23
24
25
16.90
3.00
10.85
4.20
1.80
5.45
2.64
2.10
14.53
12.96
25.26
8.40
1.56
2.83
99.69
845
535
316
510
285
280
150
120
277
200
150
105
100
175
220
120
350
310
405
320
380
394
675
410
235
520
230
103
130
190
135
210
720
270
n°20 scalini p=29 a=16.5
PF_D
PF_S
PF_1S
F_D
F_S
P_5D
P_6S
P_5S
P_4D
P_3D
P_1D
P_2D
P_7D
P_7S
D
B
F
G
L
90x245
90x210
80x210
110x210
545
415
415
450
1825

PIANTA DEL PIANO ULTIMO RAPP. 1: 50

GESTIONE CASE LAVORATORI
(legge 14-2-63 n.60)

STAZ. APR. I.A.C.R
Brindisi

progetto esecutivo dell'edificio di case per lavoratori in Brindisi quartiere commenda-ovest

PIANTA DEL PIANO
ULTIMO RAPP: 1:50

progettista : dott. arch. concetto santuccio
collaboratore : dott. arch. ferdinando d'agostino

data 30-10-969

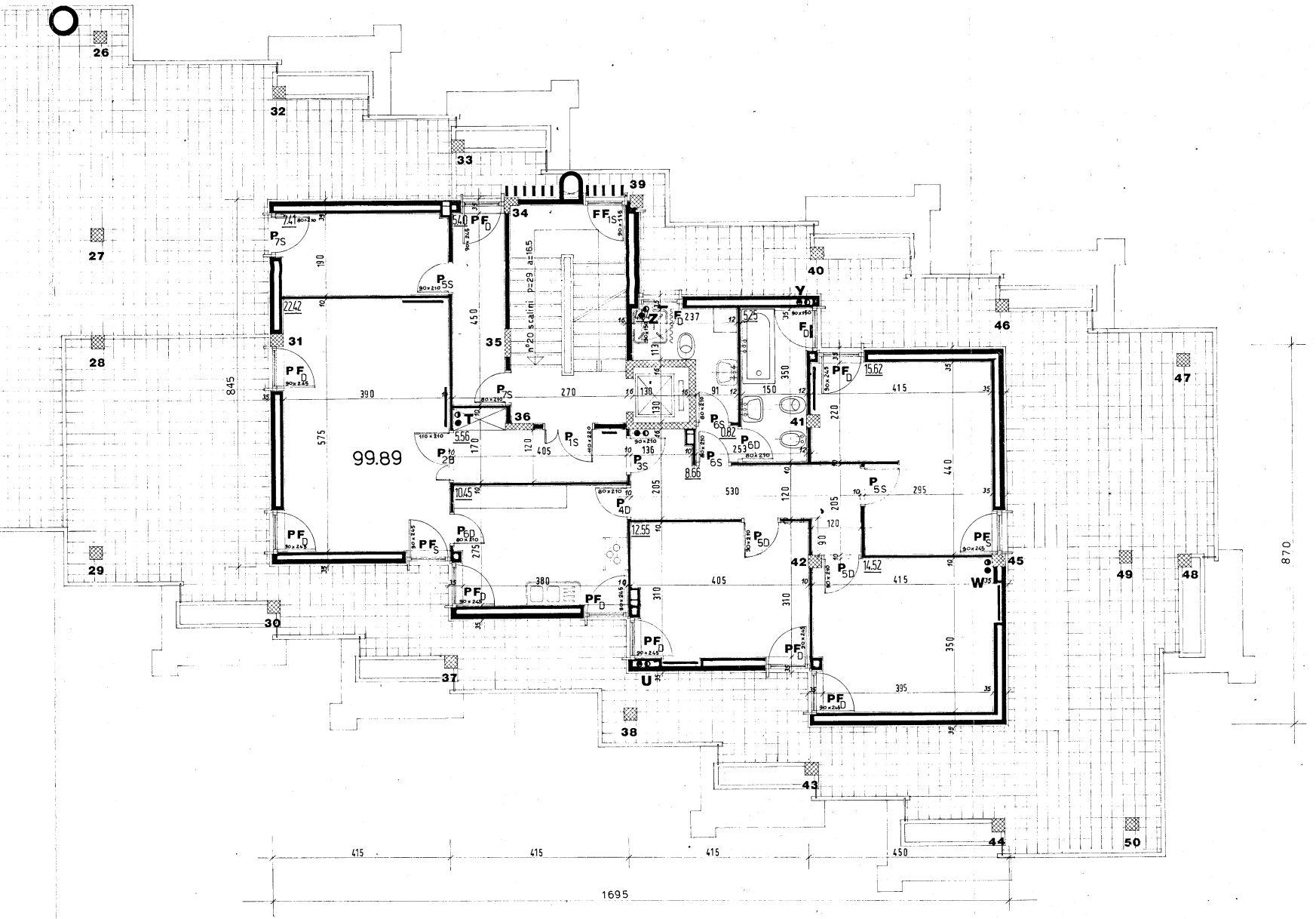
99.89
7.41
22.42
5.40
5.56
10.45
12.55
5.25
0.82
8.66
15.62
14.52
P7S
P5S
PFD
FF1S
P2B
P7S
P1S
P3S
P4D
P6D
PFS
P6S
P6D
P5D
P5S
PFD
F
T
Z
Y
U
W
n°20 scalini p=29 a=16.5
26
27
28
29
30
31
32
33
34
35
36
37
38
39
40
41
42
43
44
45
46
47
48
49
50
390
575
190
450
270
405
130
136
205
530
120
380
310
405
415
440
295
350
395
220
237
150
91
253
845
870
415
415
415
450
1695