1/C

CARPENTERIE RELATIVE AI CALCOLI STATICI DEI FABBRICATI T. e T1 ALLA ZONA PARADISO IN BRINDISI DI PROPRIETA' I.A.C.P. DI BRINDISI

PROGETTISTA ____________________

DIRETTORE DEI LAVORI Ing. Giovanni Roma

IMPRESA Ing. Vincenzo Gravili

CALCOLATORE
Ing. Vincenzo Gravili

Lecce li' 10 FEB. 1964

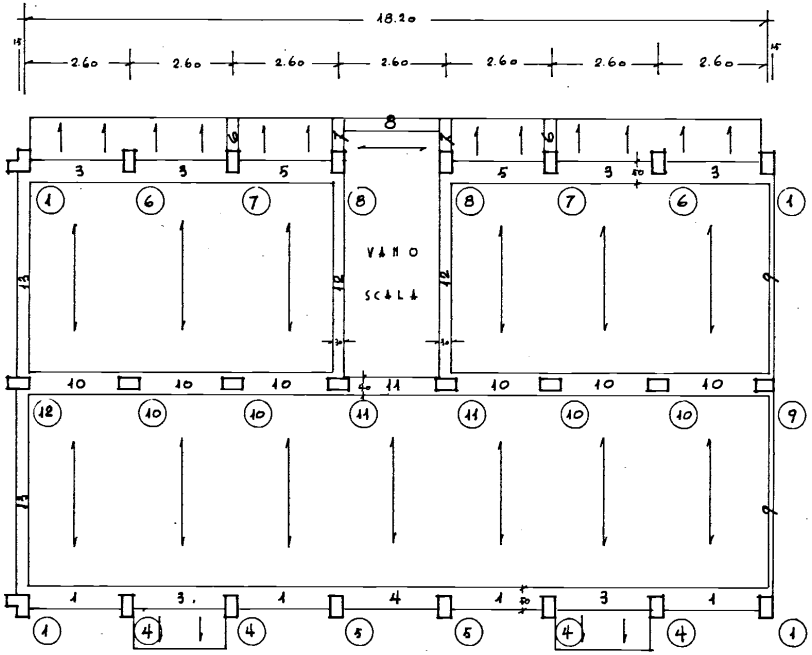
18.20
2.60
2.60
2.60
2.60
2.60
2.60
2.60
8
VANO
SCALA
1
3
5
6
7
10
11
12
13
9
4
40
20

SCHEMA DELLE STRUTTURE DI UN ELEMENTO TIPO A SETTE CAMPATE

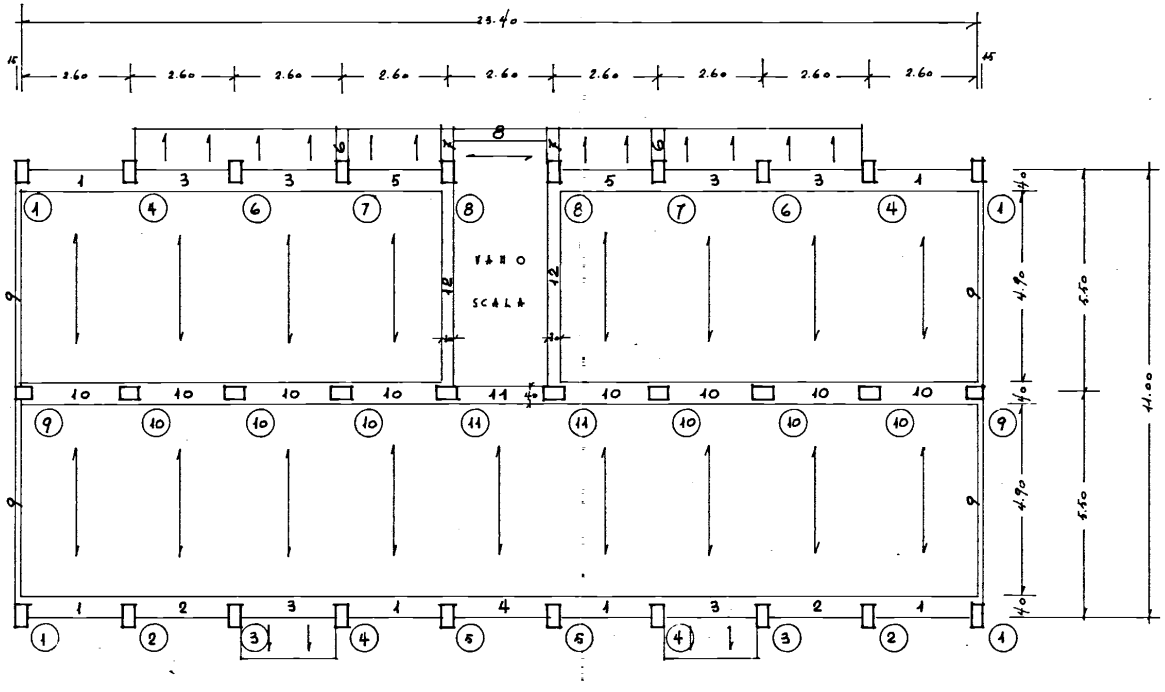
23.40
15
2.60
2.60
2.60
2.60
2.60
2.60
2.60
2.60
2.60
15
8
VANO
SCALA
12
12
4.90
4.90
5.50
5.50
11.00
40
40
40

SCHEMA DELLE STRUTTURE DI UN ELEMENTO TIPO A NOVE CAMPATE

FONDAZIONI

SCHEMA DELLE ARMATURE

caso A

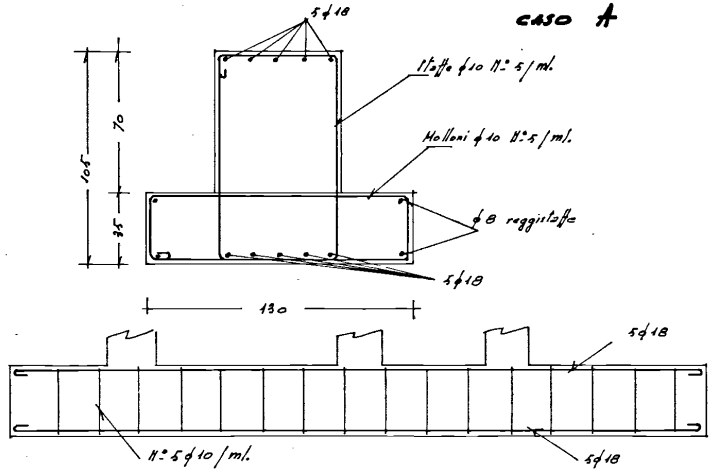
5φ18
Staffe φ10 N° 5/ml.
Molloni φ10 N° 5/ml.
φ8 reggistaffe
5φ18
105
70
35
130
5φ18
N° 5φ10/ml.
5φ18

caso B

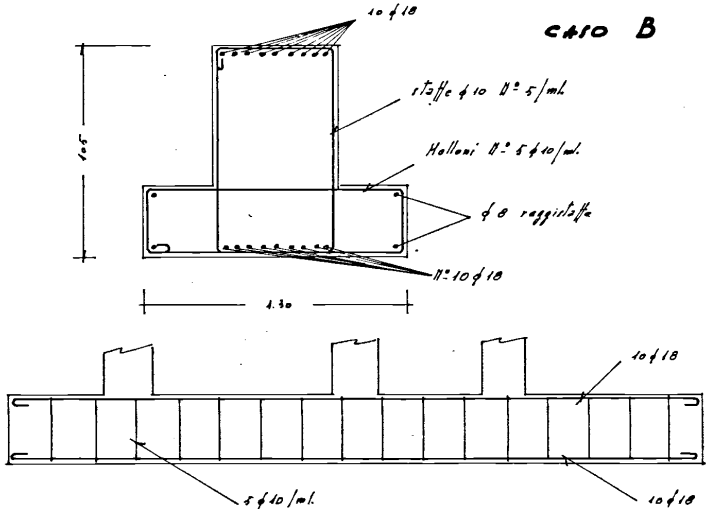
10φ18
staffe φ10 N° 5/ml.
Molloni N° 5φ10/ml.
φ8 reggistaffe
N° 10φ18
105
1.30
10φ18
5φ10/ml.
10φ18

TELAIO DI SPINA A SETTE CAMPATE

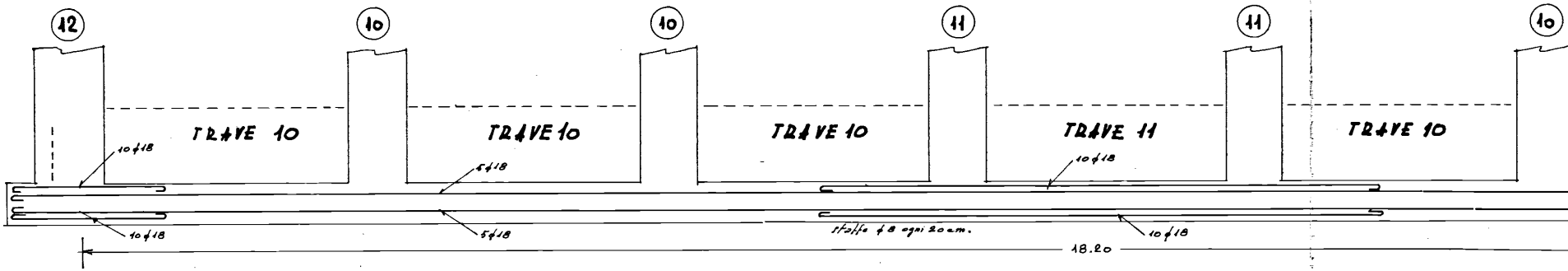

⑫
⑩
⑩
⑪
⑪
⑩
TRAVE 10
TRAVE 10
TRAVE 10
TRAVE 11
TRAVE 10
10 ϕ 18
5 ϕ 18
10 ϕ 18
10 ϕ 18
5 ϕ 18
staffe ϕ 8 ogni 20 cm.
10 ϕ 18
18.20

TELAIO ANTERIORE E POSTERIORE A SETTE CAMPATE

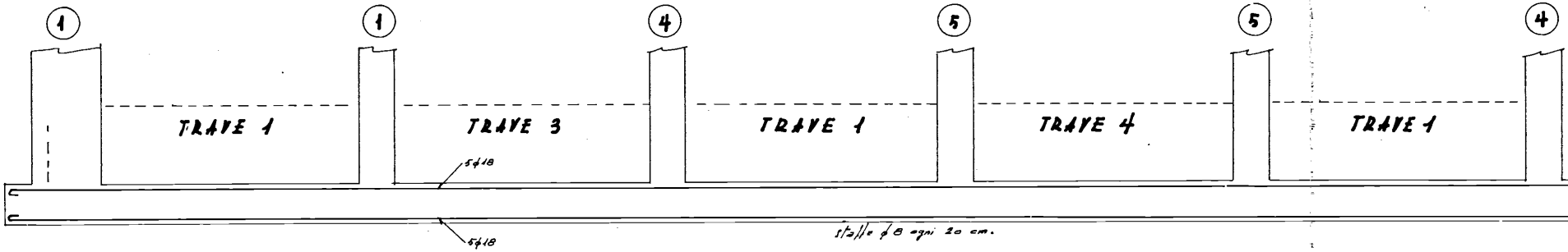

①
①
④
⑤
⑤
④
TRAVE 1
TRAVE 3
TRAVE 1
TRAVE 4
TRAVE 1
5 ϕ 18
5 ϕ 18
staffe ϕ 8 ogni 20 cm.

Variante al telaio posteriore

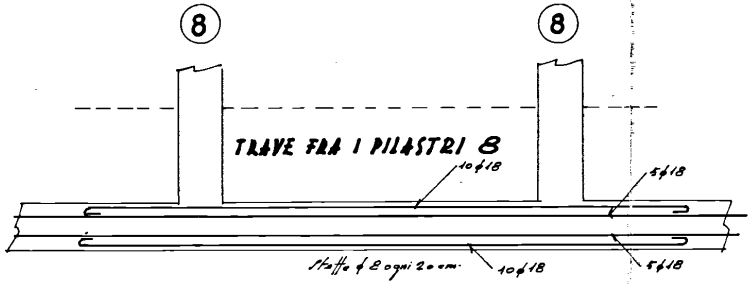

⑧
⑧
TRAVE FRA I PILASTRI 8
10 ϕ 18
5 ϕ 18
staffe ϕ 8 ogni 20 cm.
10 ϕ 18
5 ϕ 18

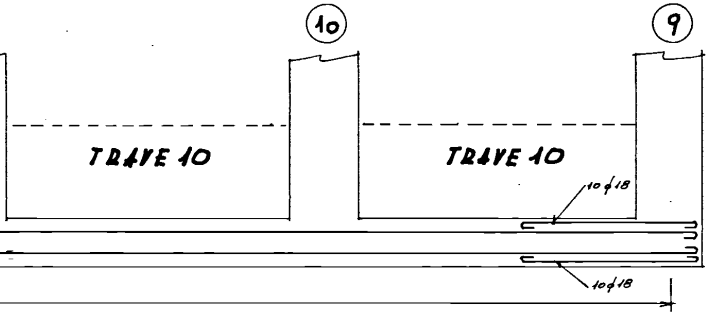
10
9
TRAVE 10
TRAVE 10
10∅18
10∅18

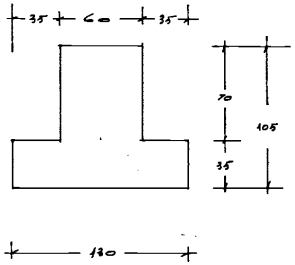
35
60
35
70
105
35
130

TELAIO DI SPINA A NOVE CAMPATE

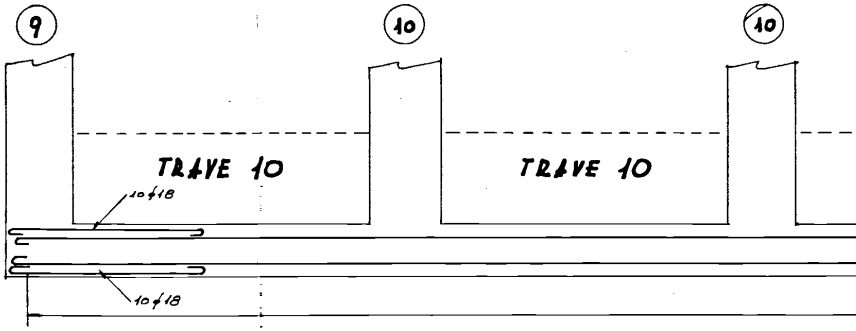
9
10
10
TRAVE 10
TRAVE 10
10∅18
10∅18

TELAIO ANTERIORE E POSTERIORE A

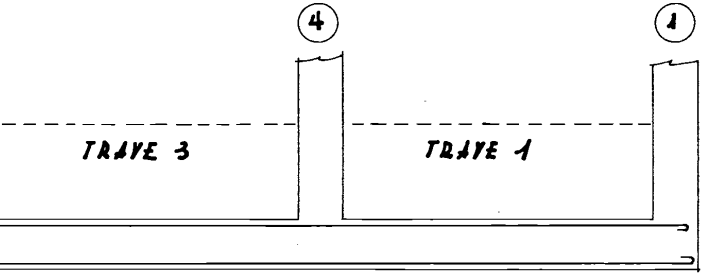
4
1
TRAVE 3
TRAVE 1

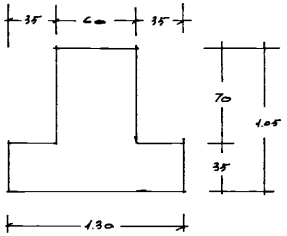
35
60
35
70
1.05
35
1.30

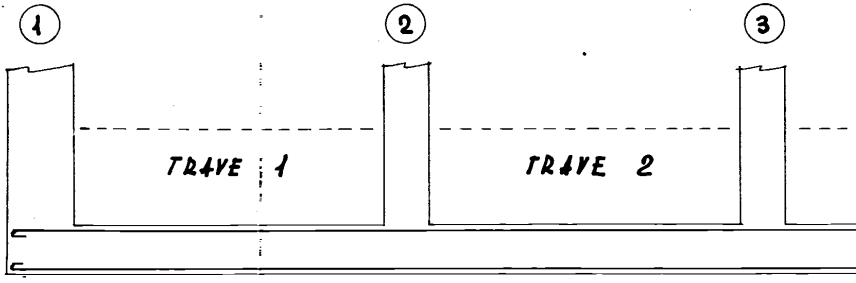
1
2
3
TRAVE 1
TRAVE 2

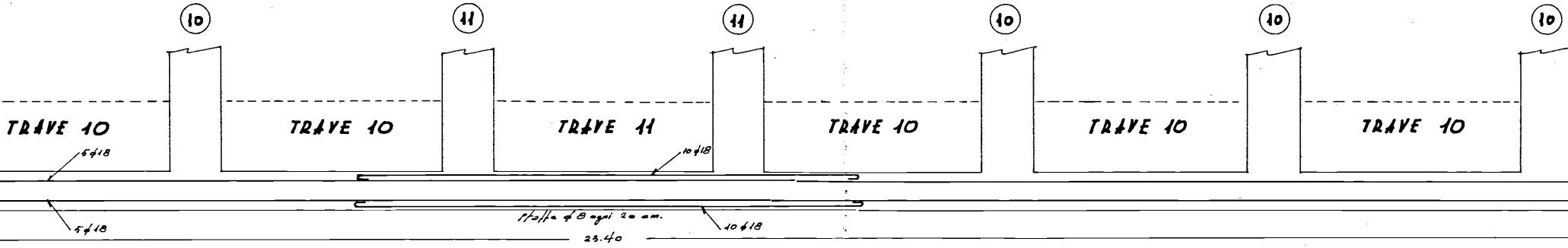

10
11
11
10
10
10
TRAVE 10
TRAVE 10
TRAVE 11
TRAVE 10
TRAVE 10
TRAVE 10
5φ18
10φ18
5φ18
staffe φ 8 ogni 20 cm.
10φ18
23.40

NOVE CAMPATE

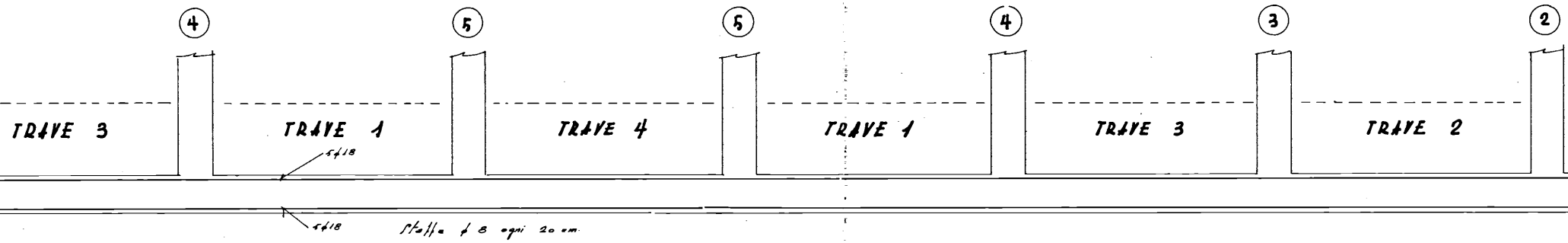

4
5
5
4
3
2
TRAVE 3
TRAVE 1
TRAVE 4
TRAVE 1
TRAVE 3
TRAVE 2
5φ18
5φ18
staffe φ 8 ogni 20 cm.

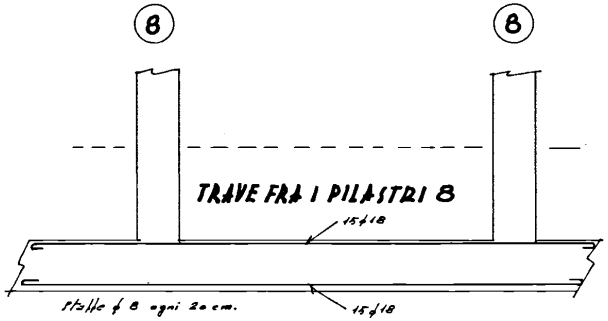

8
8
TRAVE FRA I PILASTRI 8
15φ18
staffe φ 8 ogni 20 cm.
15φ18

Variante al telaio posteriore

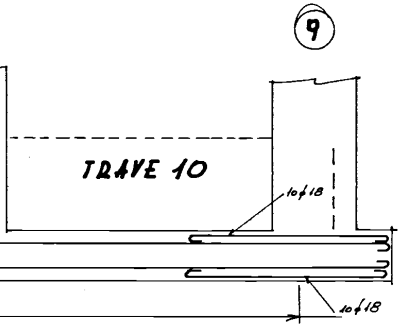
9
TRAVE 10
10∅18
10∅18

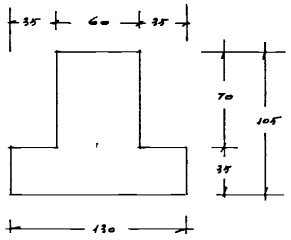
35
60
35
70
105
35
130

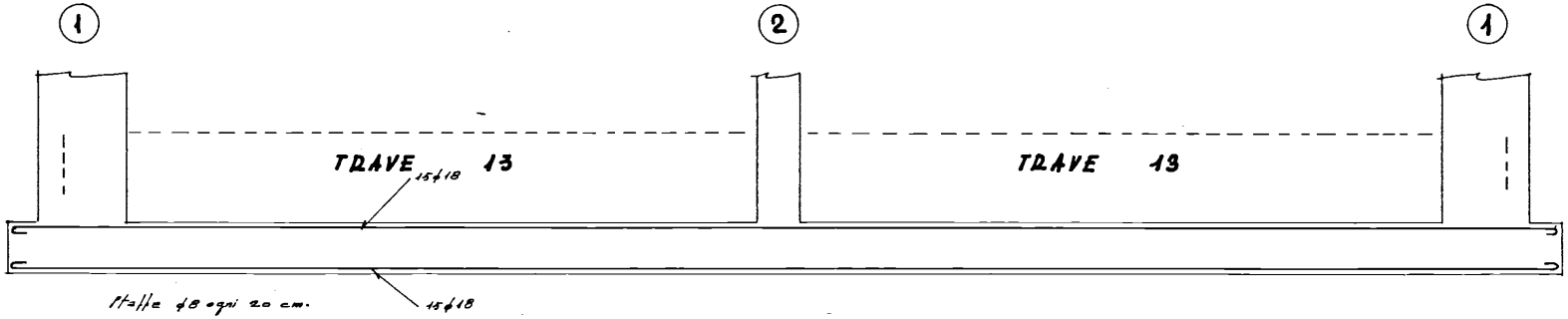
1
2
1
TRAVE 13
15∅18
TRAVE 13
staffe ∅8 ogni 20 cm.
15∅18

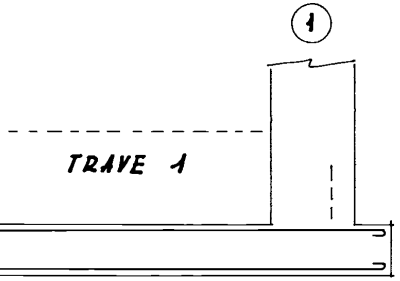

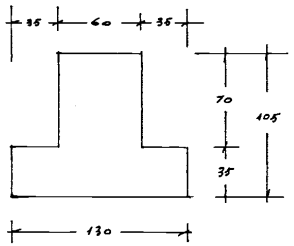
35
60
35
70
105
35
130

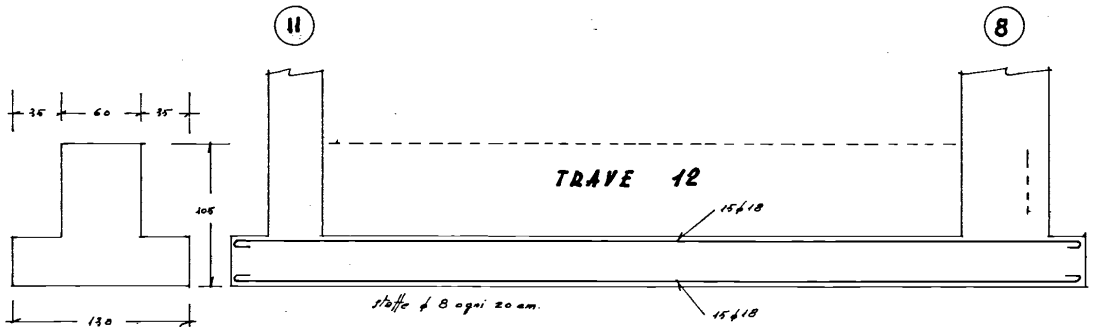
11
8
35
60
35
105
130
TRAVE 12
15∅18
staffe ∅ 8 ogni 20 cm.
15∅18

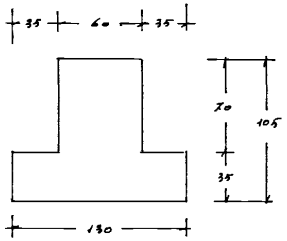
35
60
35
70
105
35
130

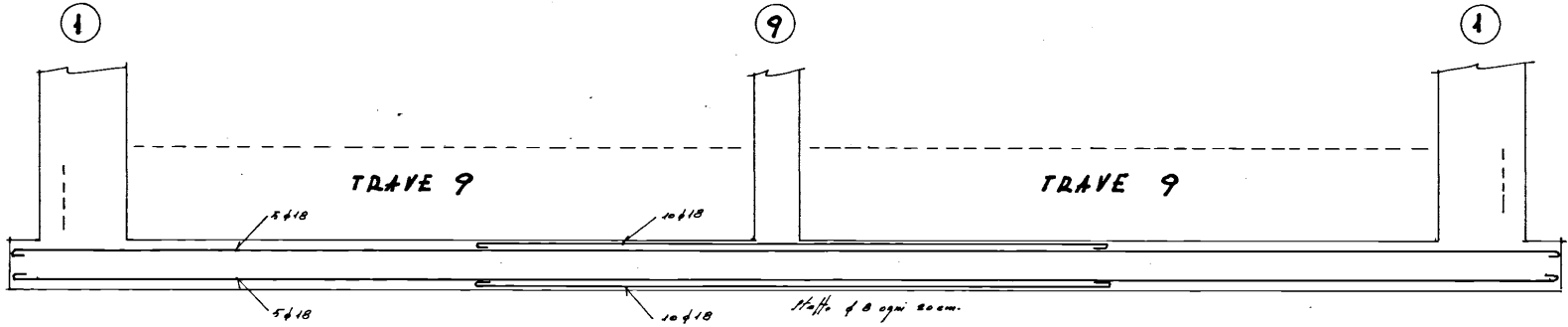
1
9
1
TRAVE 9
TRAVE 9
5∅18
10∅18
5∅18
10∅18
staffe ∅ 8 ogni 20 cm.

TRAVI

TELAIO DI SPINA A SETTE CAMPATE

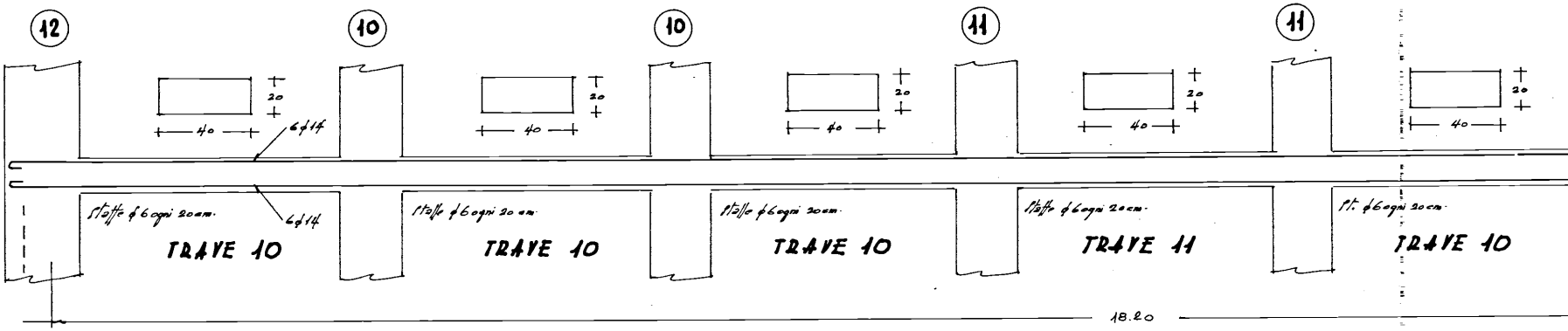

12
10
10
11
11
20
40
6φ14
6φ14
Staffe φ6 ogni 20 cm.
TRAVE 10
Staffe φ6 ogni 20 cm.
TRAVE 10
Staffe φ6 ogni 20 cm.
TRAVE 10
Staffe φ6 ogni 20 cm.
TRAVE 11
St. φ6 ogni 20 cm.
TRAVE 10
18.20

TELAIO ANTERIORE E POSTERIORE A SETTE CAMPATE

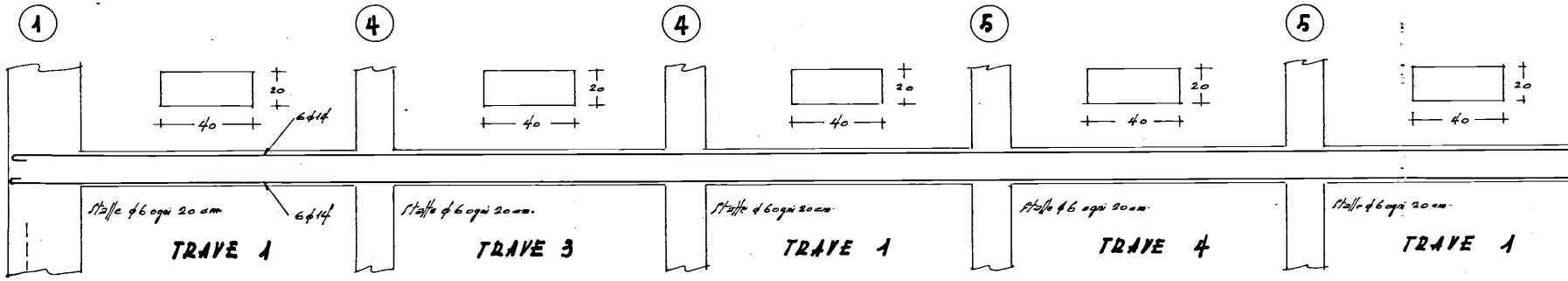

1
4
4
5
5
20
40
6φ14
6φ14
Staffe φ6 ogni 20 cm
TRAVE 1
Staffe φ6 ogni 20 cm.
TRAVE 3
Staffe φ6 ogni 20 cm.
TRAVE 1
Staffe φ6 ogni 20 cm.
TRAVE 4
Staffe φ6 ogni 20 cm.
TRAVE 1

N.B. Al Telaio posteriore manca la trave N° 4

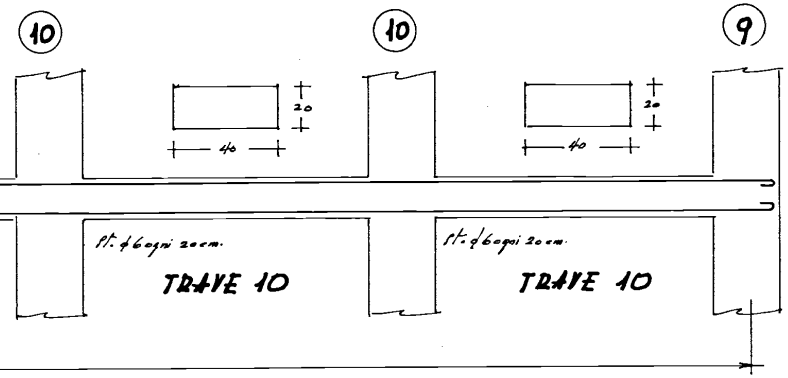
10
10
9
20
40
20
40
St. φ6 ogni 20 cm.
St. φ6 ogni 20 cm.

TRAVE 10

TRAVE 10

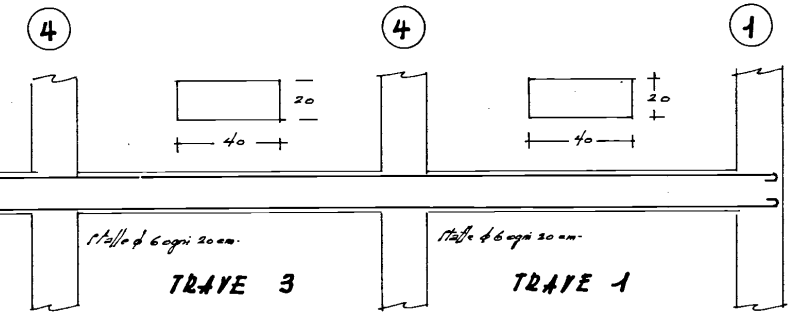
4
4
1
20
40
20
40
Staffe φ6 ogni 20 cm.
Staffe φ6 ogni 20 cm.

TRAVE 3

TRAVE 1

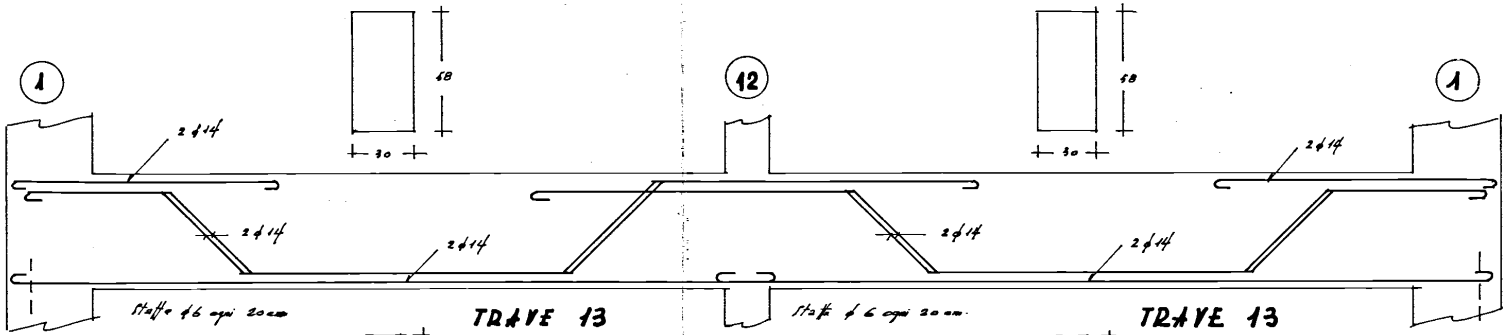
1
12
1
58
30
58
30
2φ14
2φ14
2φ14
2φ14
2φ14
2φ14
Staffe φ6 ogni 20 cm
Staffe φ6 ogni 20 cm

TRAVE 13

TRAVE 13

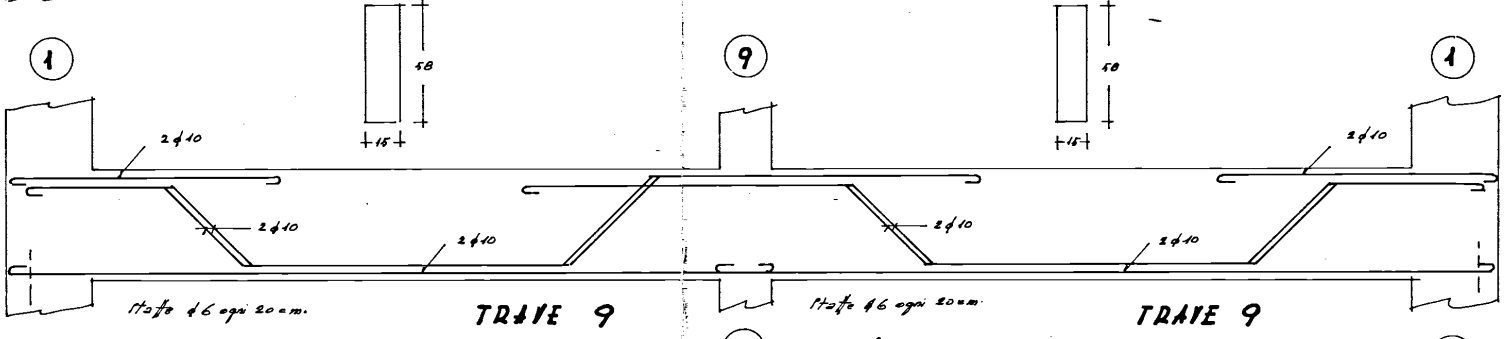
1
9
1
58
15
58
15
2φ10
2φ10
2φ10
2φ10
2φ10
2φ10
Staffe φ6 ogni 20 cm.
Staffe φ6 ogni 20 cm.

TRAVE 9

TRAVE 9

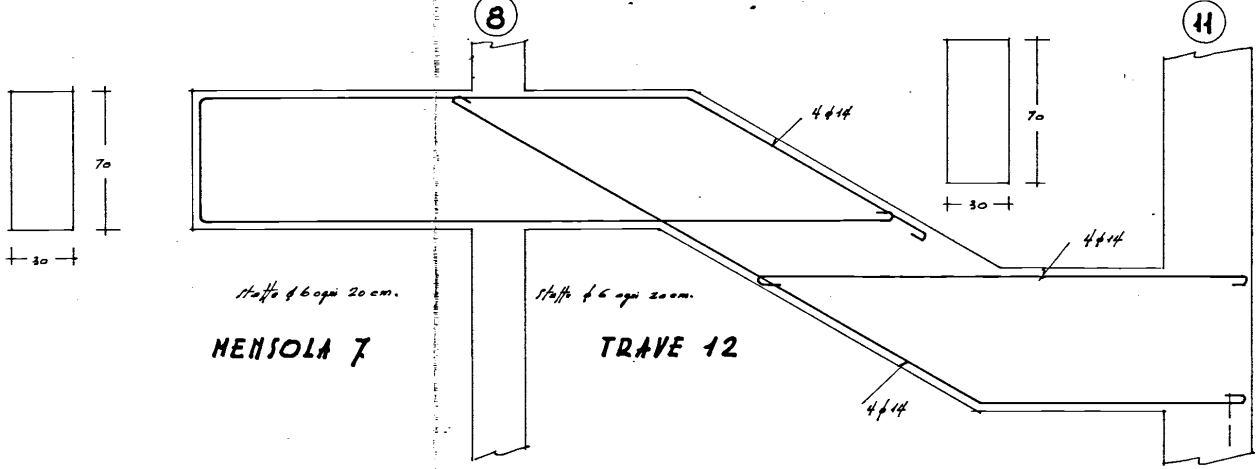
8
11
70
30
70
30
4φ14
4φ14
4φ14
Staffe φ6 ogni 20 cm.
Staffe φ6 ogni 20 cm.

MENSOLA 7

TRAVE 12

TELAIO DI SPINA A NOVE CAMPATE

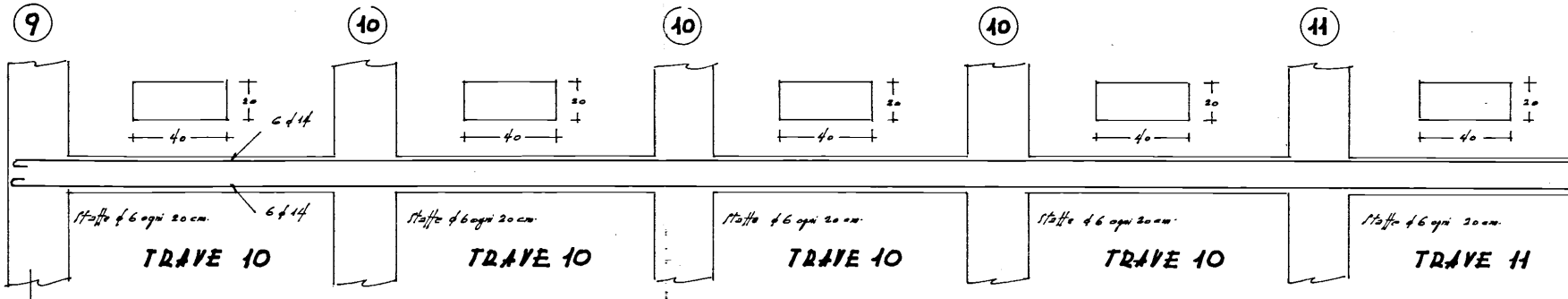
9
10
10
10
11
20
40
6 φ 14
6 φ 14
Staffe φ 6 ogni 20 cm.
TRAVE 10
TRAVE 10
TRAVE 10
TRAVE 10
TRAVE 11

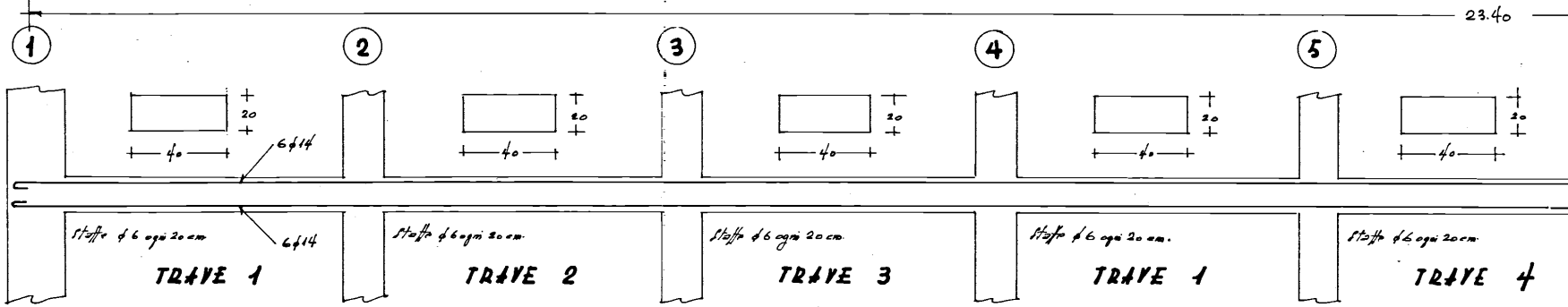
23.40
1
2
3
4
5
20
40
6 φ 14
6 φ 14
Staffe φ 6 ogni 20 cm.
TRAVE 1
TRAVE 2
TRAVE 3
TRAVE 1
TRAVE 4

TELAIO ANTERIORE E POSTERIORE A NOVE CAMPATE

N.B. Al Telaio posteriore manca la trave N° 4

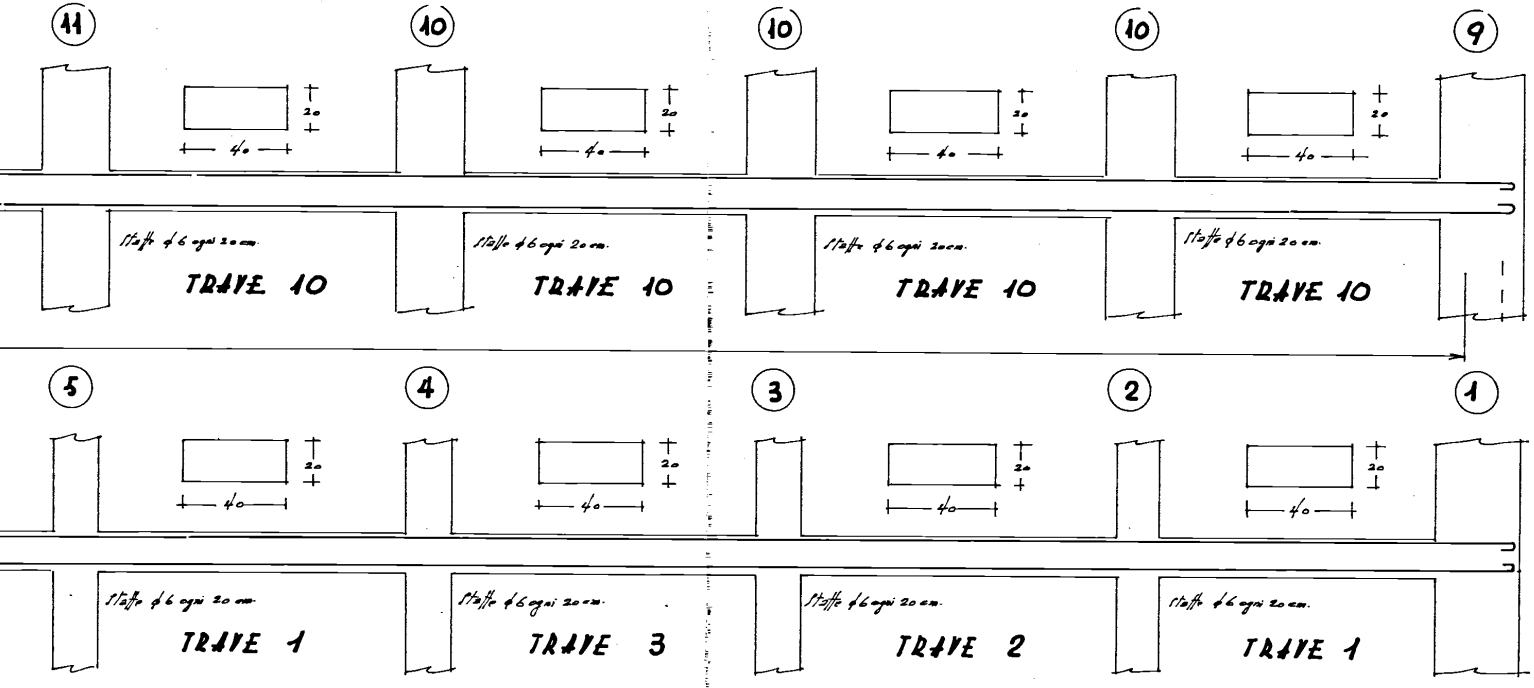
11
10
10
10
9
20
40
Staffe φ6 ogni 20 cm.
TRAVE 10
TRAVE 10
TRAVE 10
TRAVE 10
5
4
3
2
1
TRAVE 1
TRAVE 3
TRAVE 2
TRAVE 1

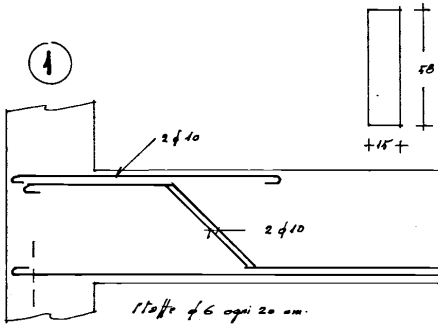
1
58
15
2 φ10
2 φ10
Staffe φ6 ogni 20 cm.

TRAVE

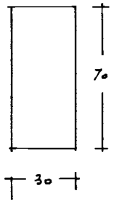

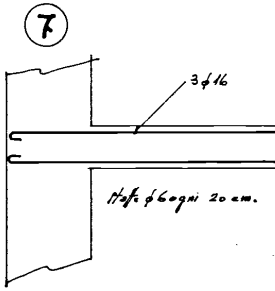
7
3 φ16
Staffe φ6 ogni 20 cm.

MENSOLA 6

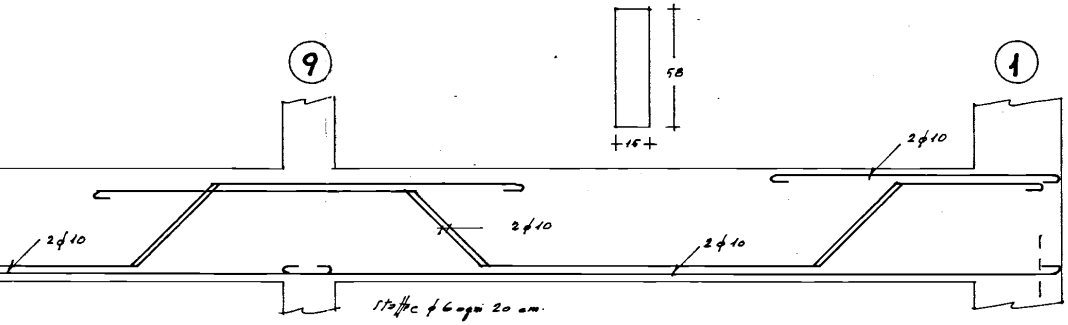
9
1
58
15
2φ10
2φ10
2φ10
2φ10
staffe φ 6 ogni 20 cm.

TRAVE 9

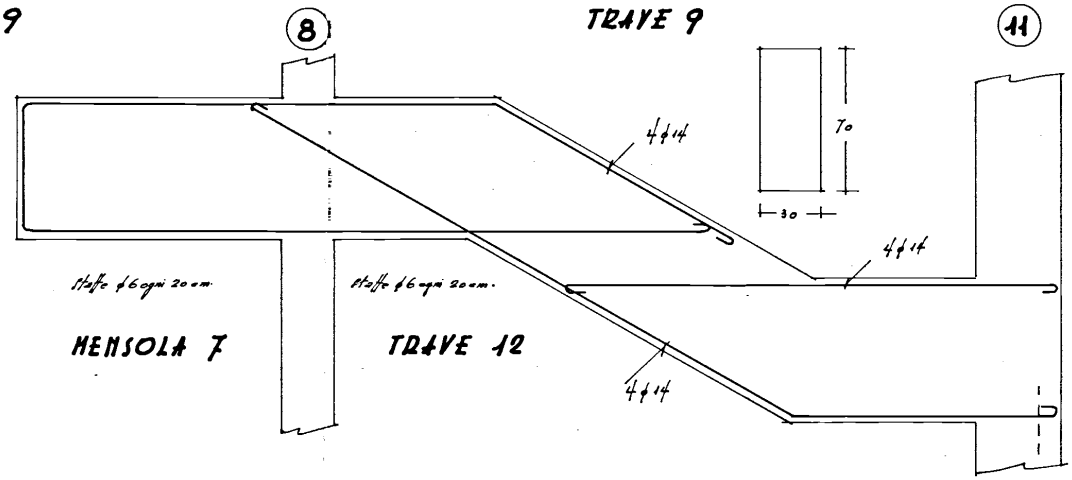
9
8
11
70
30
4φ14
4φ14
4φ14
staffe φ 6 ogni 20 cm.
staffe φ 6 ogni 20 cm.

MENSOLA 7

TRAVE 12

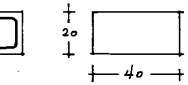

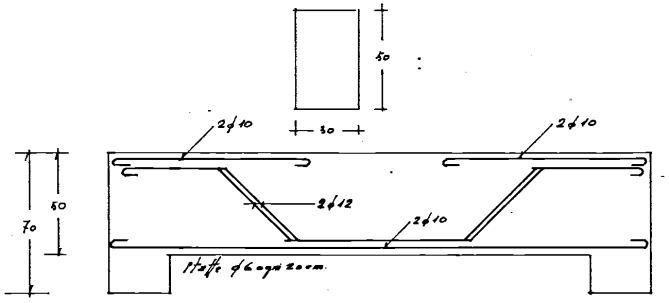
50
30
2φ10
2φ10
2φ12
2φ10
50
70
staffe φ 6 ogni 20 cm.
MENSOLA 7
MENSOLA 7

TRAVE PORTAMURO 8

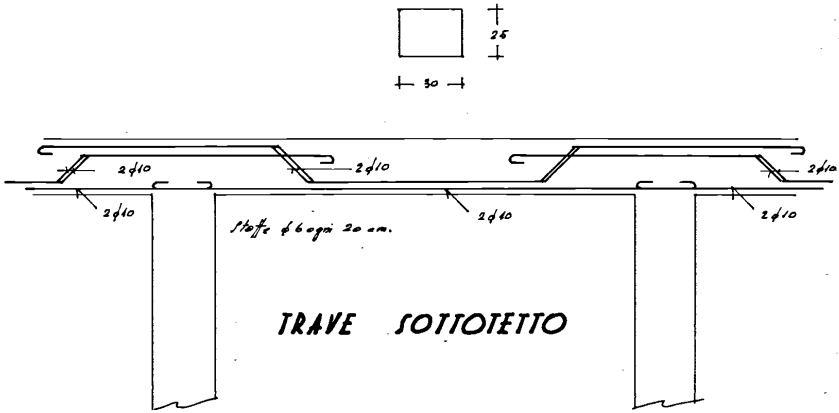
25
30
2φ10
2φ10
2φ10
2φ10
2φ10
2φ10
staffe φ 6 ogni 20 cm.

TRAVE SOTTOTETTO

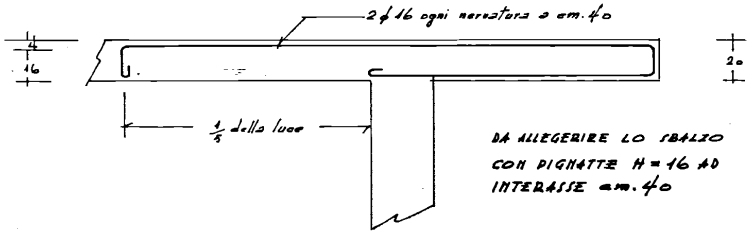
2φ16 ogni nervatura a cm. 40
4
16
20
1/5 della luce

DA ALLEGERIRE LO SBALZO
CON PIGNATTE H = 16 AD
INTERASSE cm. 40

BALCONE CON CARICO CONCENTRATO

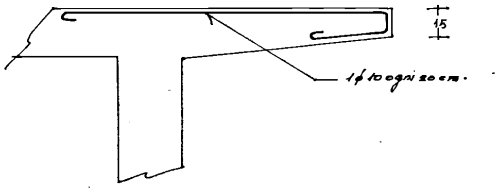
15
1φ10 ogni 20 cm.

BALCONE

PILASTRI

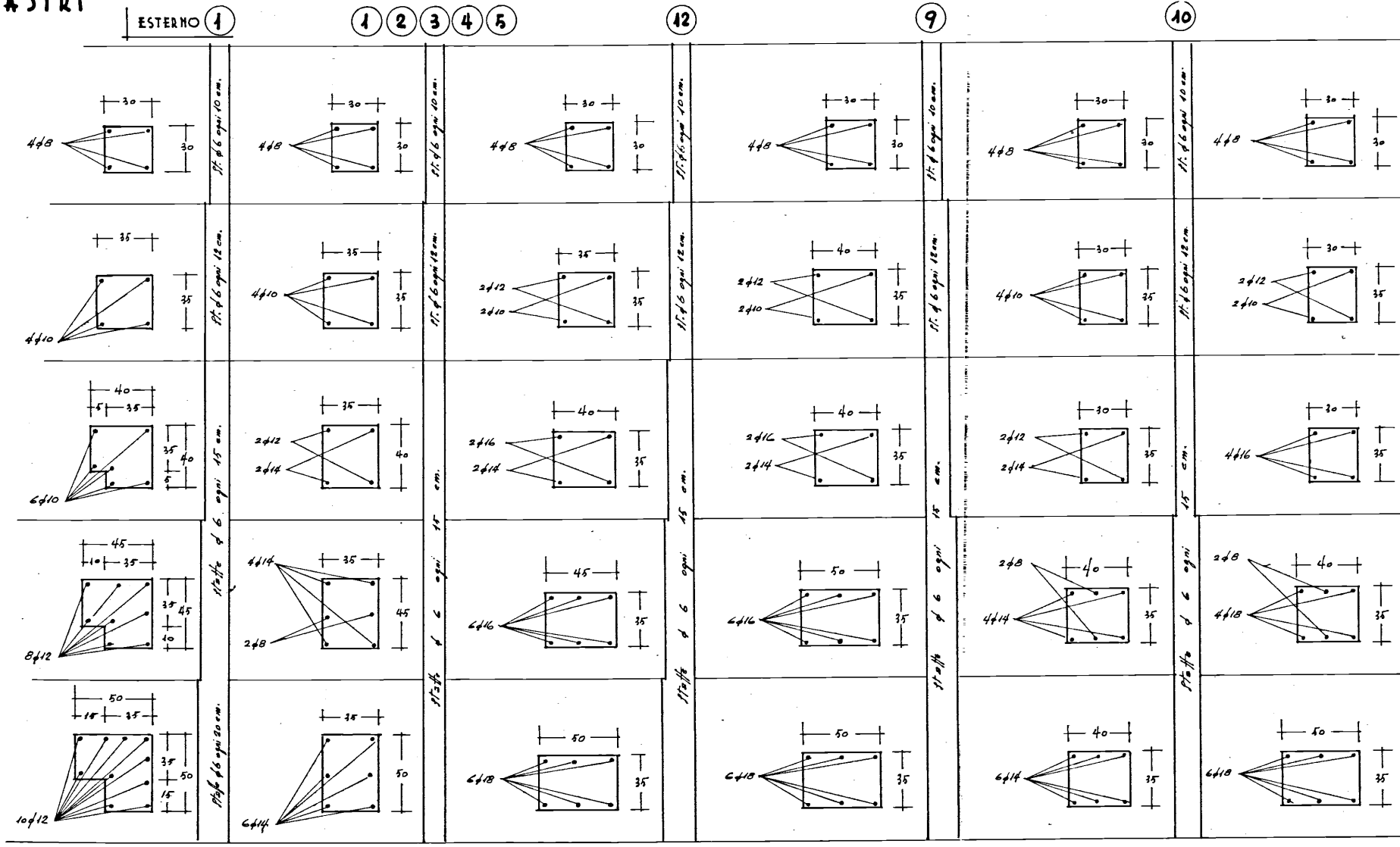
ESTERNO ①
① ② ③ ④ ⑤
⑫
⑨
⑩
SOTTOTETTO
PIANO TERZO
PIANO SECONDO
PIANO PRIMO
PIANO TERRA
st. ø 6 ogni 10 cm.
st. ø 6 ogni 12 cm.
staffe ø 6 ogni 15 cm.
staffe ø 6 ogni 20 cm.
30
30
4ø8
35
35
4ø10
2ø12
2ø10
40
6ø10
5
2ø16
2ø14
4ø16
45
10
8ø12
4ø14
2ø8
6ø16
50
4ø18
15
10ø12
6ø14
6ø18

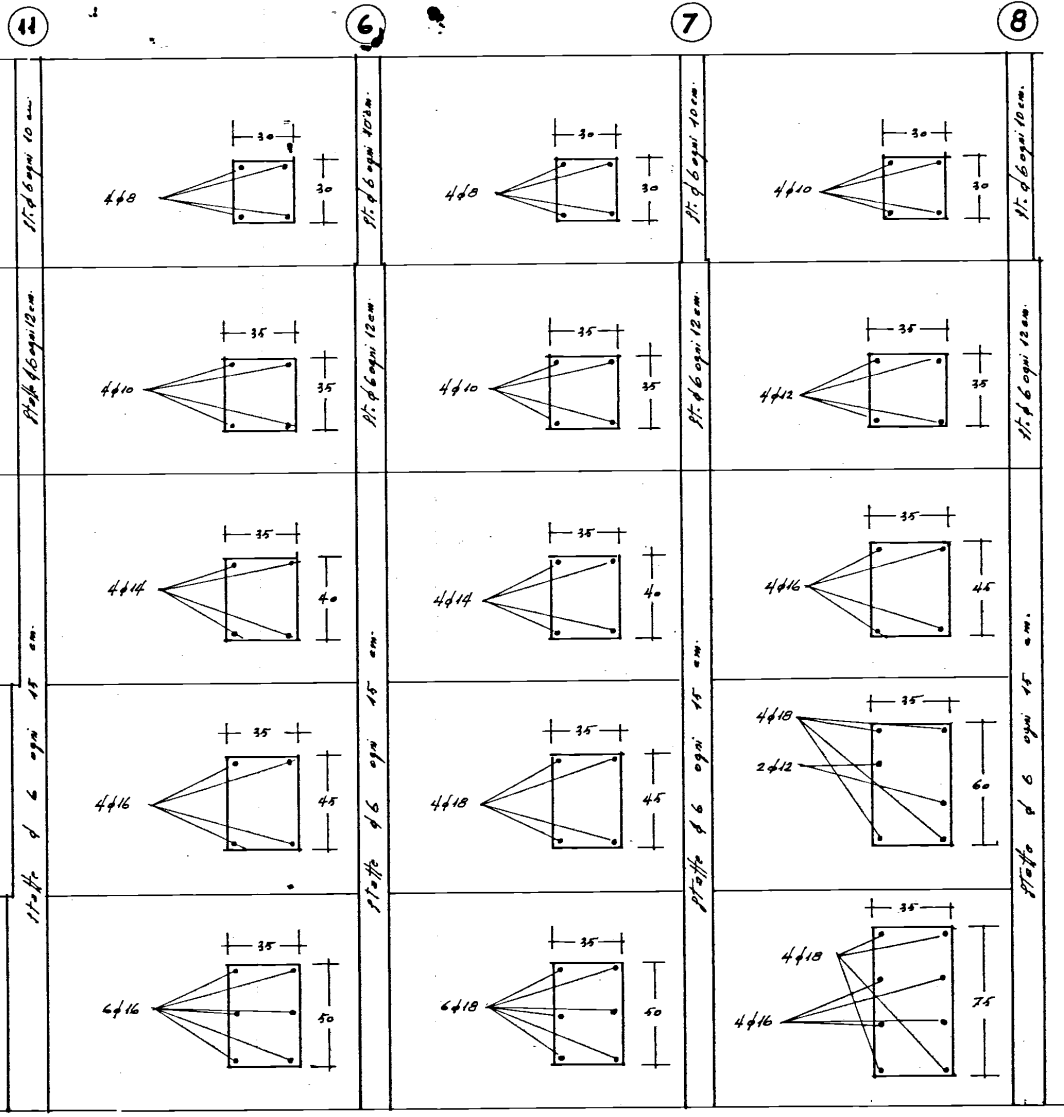
11
6
7
8
st. φ 6 ogni 10 cm.
staffe φ 6 ogni 12 cm.
staffe φ 6 ogni 15 cm.
4φ8
30
30
4φ10
35
35
4φ14
35
40
4φ16
35
45
6φ16
35
50
st. φ 6 ogni 10 cm.
st. φ 6 ogni 12 cm.
staffe φ 6 ogni 15 cm.
4φ8
30
30
4φ10
35
35
4φ14
35
40
4φ18
35
45
6φ18
35
50
st. φ 6 ogni 10 cm.
st. φ 6 ogni 12 cm.
staffe φ 6 ogni 15 cm.
4φ10
30
30
4φ12
35
35
4φ16
35
45
4φ18
2φ12
35
60
4φ18
4φ16
35
75
st. φ 6 ogni 10 cm.
st. φ 6 ogni 12 cm.
staffe φ 6 ogni 15 cm.